

Product Datasheet

Integrin alpha V/CD51 Antibody - BSA Free NBP1-85746

Unit Size: 0.1 ml

Store at 4C short term. Aliquot and store at -20C long term. Avoid freeze-thaw cycles.

www.novusbio.com



technical@novusbio.com

Publications: 1

Protocols, Publications, Related Products, Reviews, Research Tools and Images at:
www.novusbio.com/NBP1-85746

Updated 12/2/2025 v.20.1

Earn rewards for product
reviews and publications.

Submit a publication at www.novusbio.com/publications

Submit a review at www.novusbio.com/reviews/destination/NBP1-85746



NBP1-85746

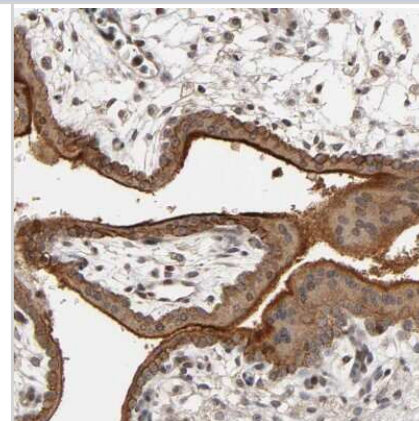
Integrin alpha V/CD51 Antibody - BSA Free

Product Information	
Unit Size	0.1 ml
Concentration	Concentrations vary lot to lot. See vial label for concentration. If unlisted please contact technical services.
Storage	Store at 4C short term. Aliquot and store at -20C long term. Avoid freeze-thaw cycles.
Clonality	Polyclonal
Preservative	0.02% Sodium Azide
Isotype	IgG
Purity	Affinity purified
Buffer	PBS (pH 7.2) and 40% Glycerol
Product Description	
Description	Novus Biologicals Rabbit Integrin alpha V/CD51 Antibody - BSA Free (NBP1-85746) is a polyclonal antibody validated for use in IHC, ICC/IF and Simple Western. Anti-Integrin alpha V/CD51 Antibody: Cited in 1 publication. All Novus Biologicals antibodies are covered by our 100% guarantee.
Host	Rabbit
Gene ID	3685
Gene Symbol	ITGAV
Species	Human
Reactivity Notes	Immunogen displays the following percentage of sequence identity for non-tested species: Mouse (88%)
Immunogen	This antibody was developed against Recombinant Protein corresponding to amino acids: DHLITKRDLALSEGDIHTLGGVQAQCLKIVCQVGRDLDRGKSAIYVKSLLWTETF MNKENQNHSSLSKSSASFNVIEFPYKNLPIEDITNSTLVTTNVTWG
Product Application Details	
Applications	Simple Western, Immunohistochemistry-Paraffin, Immunocytochemistry/Immunofluorescence, Immunohistochemistry
Recommended Dilutions	Simple Western 1:25, Immunohistochemistry 1:200 - 1:500, Immunocytochemistry/ Immunofluorescence 0.25-2 ug/ml, Immunohistochemistry-Paraffin 1:200 - 1:500
Application Notes	For IHC-Paraffin, HIER pH 6 retrieval is recommended. ICC/IF Fixation Permeabilization: Use PFA/Triton X-100. In Simple Western only 10 - 15 uL of the recommended dilution is used per data point. See Simple Western Antibody Database for Simple Western validation: Tested in RT-4 lysate, separated by Size, antibody dilution of 1:25, apparent MW was 173 kDa.




Images

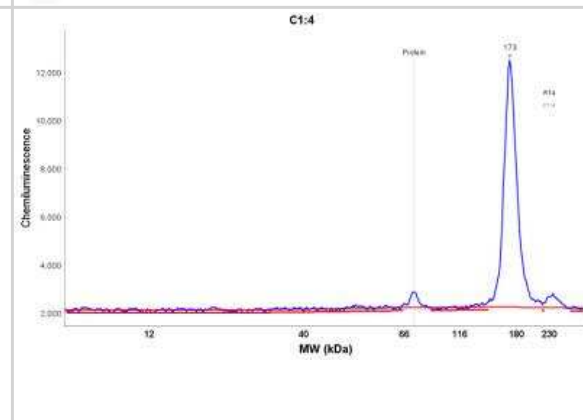
Immunohistochemistry-Paraffin: Integrin alpha V/CD51 Antibody [NBP1-85746] - Staining of human placenta shows strong cytoplasmic and membranous positivity in trophoblastic cells.



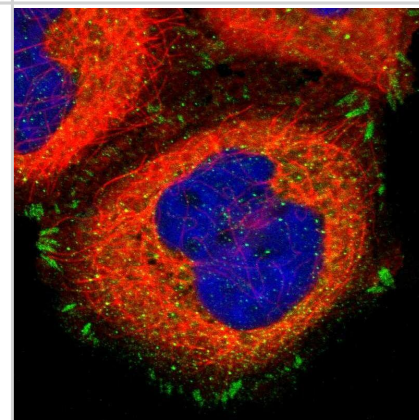
Simple Western: Integrin alpha V/CD51 Antibody [NBP1-85746] - Simple Western lane view shows a specific band for ITGAV in 0.2 mg/ml of RT4 lysate(s). This experiment was performed under reducing conditions using the 12-230 kDa separation system.



Simple Western: Integrin alpha V/CD51 Antibody [NBP1-85746] - Electropherogram image of the corresponding Simple Western lane view. ITGAV antibody was used at 1:25 dilution on RT4 lysate(s) respectively.



Staining of human cell line A-431 shows localization to cytosol & focal adhesion sites.



Publications

Stueven NA, Beauvais DM, Hu R et al. Inhibiting IGF1R-mediated Survival Signaling in Head and Neck Cancer with the Peptidomimetic SSTN(IGF1R) Cancer Research Communications 2023-01-19 [PMID: 36968227] (In vivo assay)



Novus Biologicals USA

10730 E. Briarwood Avenue
Centennial, CO 80112
USA
Phone: 303.730.1950
Toll Free: 1.888.506.6887
Fax: 303.730.1966
nb-customerservice@bio-techne.com

Bio-Techne Canada

21 Canmotor Ave
Toronto, ON M8Z 4E6
Canada
Phone: 905.827.6400
Toll Free: 855.668.8722
Fax: 905.827.6402
canada.inquires@bio-techne.com

Bio-Techne Ltd

19 Barton Lane
Abingdon Science Park
Abingdon, OX14 3NB, United Kingdom
Phone: (44) (0) 1235 529449
Free Phone: 0800 37 34 15
Fax: (44) (0) 1235 533420
info.EMEA@bio-techne.com

General Contact Information

www.novusbio.com
Technical Support: nb-technical@bio-techne.com
Orders: nb-customerservice@bio-techne.com
General: novus@novusbio.com

Products Related to NBP1-85746

NBP1-85746PEP	Integrin alpha V/CD51 Recombinant Protein Antigen
HAF008	Goat anti-Rabbit IgG Secondary Antibody [HRP]
NB7160	Goat anti-Rabbit IgG (H+L) Secondary Antibody [HRP]
NBP2-24891	Rabbit IgG Isotype Control

Limitations

This product is for research use only and is not approved for use in humans or in clinical diagnosis. Primary Antibodies are guaranteed for 1 year from date of receipt.

For more information on our 100% guarantee, please visit www.novusbio.com/guarantee

Earn gift cards/discounts by submitting a review: www.novusbio.com/reviews/submit/NBP1-85746

Earn gift cards/discounts by submitting a publication using this product:
www.novusbio.com/publications

