

Product Datasheet

CD55/DAF Antibody - BSA Free NBP1-85466

Unit Size: 0.1 ml

Store at 4C short term. Aliquot and store at -20C long term. Avoid freeze-thaw cycles.

www.novusbio.com



technical@novusbio.com

Publications: 2

Protocols, Publications, Related Products, Reviews, Research Tools and Images at:
www.novusbio.com/NBP1-85466

Updated 2/12/2026 v.20.1

Earn rewards for product
reviews and publications.

Submit a publication at www.novusbio.com/publications

Submit a review at www.novusbio.com/reviews/destination/NBP1-85466



NBP1-85466

CD55/DAF Antibody - BSA Free

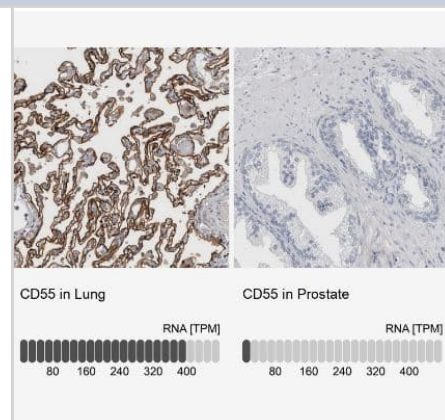
Product Information	
Unit Size	0.1 ml
Concentration	Concentrations vary lot to lot. See vial label for concentration. If unlisted please contact technical services.
Storage	Store at 4C short term. Aliquot and store at -20C long term. Avoid freeze-thaw cycles.
Clonality	Polyclonal
Preservative	0.02% Sodium Azide
Isotype	IgG
Purity	Affinity purified
Buffer	PBS (pH 7.2) and 40% Glycerol

Product Description	
Description	Novus Biologicals Rabbit CD55/DAF Antibody - BSA Free (NBP1-85466) is a polyclonal antibody validated for use in IHC and WB. Anti-CD55/DAF Antibody: Cited in 2 publications. All Novus Biologicals antibodies are covered by our 100% guarantee.
Host	Rabbit
Gene ID	1604
Gene Symbol	CD55
Species	Human, Mouse, Feline
Reactivity Notes	Feline reactivity reported in scientific literature (PMID: 25671605). Mouse reactivity reported in scientific literature (PMID:32142650).
Immunogen	This antibody was developed against Recombinant Protein corresponding to amino acids: PDVPAQPALEGRTSFPEDTVITYKCEESFVKIPGEKDSVICKGWSQWSDIEEF CNRSCVPTRLNSASLKQPYITQNYFPVGTVEYECRPGYRREPSLSPKLTCL QNLKWSTAVEFCKKKSCPNPGEIRNGQIDVPGGILFGATISF

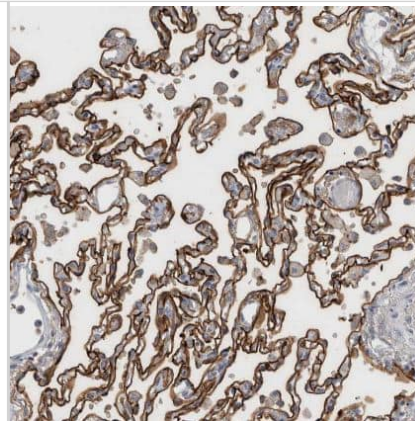
Product Application Details	
Applications	Western Blot, Immunohistochemistry-Paraffin, Immunohistochemistry
Recommended Dilutions	Western Blot Reported in scientific literature (PMID: 25671605), Immunohistochemistry 1:50 - 1:200, Immunohistochemistry-Paraffin 1:50 - 1:200
Application Notes	IHC-Paraffin, HIER pH 6 retrieval is recommended.

Images

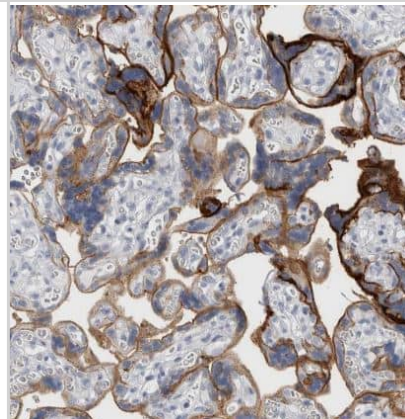
Immunohistochemistry-Paraffin: CD55/DAF Antibody [NBP1-85466] - Analysis in human lung and prostate tissues using NBP1-85466 antibody. Corresponding CD55 RNA-seq data are presented for the same tissues.



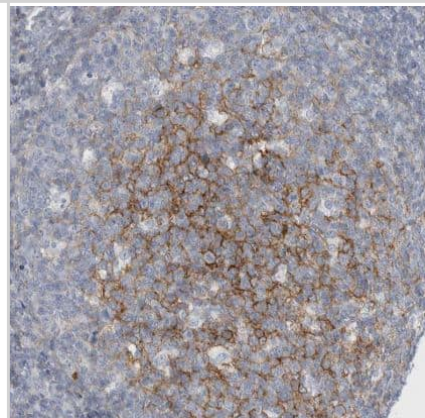
Immunohistochemistry-Paraffin: CD55/DAF Antibody [NBP1-85466] - Staining of human lung shows strong membranous positivity in pneumocytes.



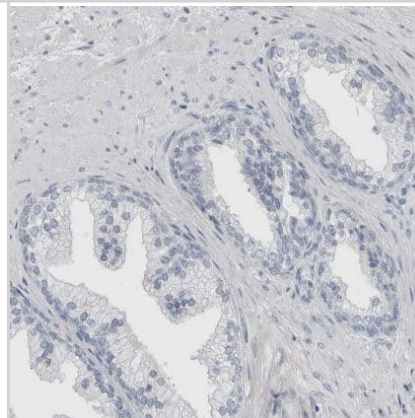
Immunohistochemistry-Paraffin: CD55/DAF Antibody [NBP1-85466] - Staining of human placenta shows strong membranous positivity in trophoblastic cells.



Immunohistochemistry-Paraffin: CD55/DAF Antibody [NBP1-85466] - Staining of human tonsil shows moderate membranous positivity in germinal center cells.



Immunohistochemistry-Paraffin: CD55/DAF Antibody [NBP1-85466] - Staining of human prostate shows no positivity in glandular cells as expected.



Publications

Lu Y, Zhao Q, Liao Jy et Al. Complement Signals Determine Opposite Effects of B Cells in Chemotherapy-Induced Immunity Cell 2020-03-19 [PMID: 32142650] (WB, IHC-P, Human, Mouse)

Izuhara L, Tatsumi N, Miyagawa S et al. Generation of a Felinized Swine Endothelial Cell Line by Expression of Feline Decay-Accelerating Factor. PLoS One 2015-01-01 [PMID: 25671605] (WB, IF/IHC, Feline)



Novus Biologicals USA

10730 E. Briarwood Avenue
Centennial, CO 80112
USA

Phone: 303.730.1950

Toll Free: 1.888.506.6887

Fax: 303.730.1966

nb-customerservice@bio-techne.com

Bio-Techne Canada

21 Canmotor Ave
Toronto, ON M8Z 4E6
Canada

Phone: 905.827.6400

Toll Free: 855.668.8722

Fax: 905.827.6402

canada.inquires@bio-techne.com

Bio-Techne Ltd

19 Barton Lane
Abingdon Science Park
Abingdon, OX14 3NB, United Kingdom

Phone: (44) (0) 1235 529449

Free Phone: 0800 37 34 15

Fax: (44) (0) 1235 533420

info.EMEA@bio-techne.com

General Contact Information

www.novusbio.com

Technical Support: nb-technical@bio-techne.com

Orders: nb-customerservice@bio-techne.com

General: novus@novusbio.com

Products Related to NBP1-85466

NBP1-85466PEP	CD55/DAF Recombinant Protein Antigen
NBP2-33376H	Blue Marker Antibody (6F4-F6) [HRP]
HAF008	Goat anti-Rabbit IgG Secondary Antibody [HRP]
NB7160	Goat anti-Rabbit IgG (H+L) Secondary Antibody [HRP]
NBP2-24891	Rabbit IgG Isotype Control

Limitations

This product is for research use only and is not approved for use in humans or in clinical diagnosis. Primary Antibodies are guaranteed for 1 year from date of receipt.

For more information on our 100% guarantee, please visit www.novusbio.com/guarantee

Earn gift cards/discounts by submitting a review: www.novusbio.com/reviews/submit/NBP1-85466

Earn gift cards/discounts by submitting a publication using this product:
www.novusbio.com/publications



