

# Product Datasheet

## SALL4 Antibody - BSA Free

### NBP1-85206

Unit Size: 0.1 ml

Store at 4C short term. Aliquot and store at -20C long term. Avoid freeze-thaw cycles.

[www.novusbio.com](http://www.novusbio.com)



[technical@novusbio.com](mailto:technical@novusbio.com)

Protocols, Publications, Related Products, Reviews, Research Tools and Images at:  
[www.novusbio.com/NBP1-85206](http://www.novusbio.com/NBP1-85206)

Updated 12/2/2025 v.20.1

Earn rewards for product  
reviews and publications.

Submit a publication at [www.novusbio.com/publications](http://www.novusbio.com/publications)

Submit a review at [www.novusbio.com/reviews/destination/NBP1-85206](http://www.novusbio.com/reviews/destination/NBP1-85206)



**NBP1-85206**

SALL4 Antibody - BSA Free


Product Information	
Unit Size	0.1 ml
Concentration	Concentrations vary lot to lot. See vial label for concentration. If unlisted please contact technical services.
Storage	Store at 4C short term. Aliquot and store at -20C long term. Avoid freeze-thaw cycles.
Clonality	Polyclonal
Preservative	0.02% Sodium Azide
Isotype	IgG
Purity	Affinity purified
Buffer	PBS (pH 7.2) and 40% Glycerol

Product Description	
Description	Novus Biologicals Rabbit SALL4 Antibody - BSA Free (NBP1-85206) is a polyclonal antibody validated for use in IHC, WB and ICC/IF. All Novus Biologicals antibodies are covered by our 100% guarantee.
Host	Rabbit
Gene ID	57167
Gene Symbol	SALL4
Species	Human
Immunogen	This antibody was developed against Recombinant Protein corresponding to amino acids: PSVNVDPVWVNQYTSMLNGGLAVKTNEISVIQSGGVPTLPVSLGATSVVNNAT VSKMDGSQSGISADVEKPSATDGVPKHQFPHFLEENKIA

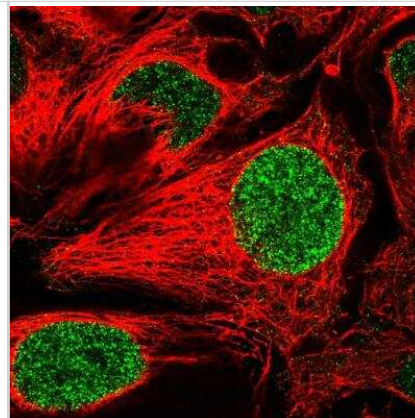
Product Application Details	
Applications	Western Blot, Immunohistochemistry-Paraffin, Immunocytochemistry/Immunofluorescence, Immunohistochemistry
Recommended Dilutions	Western Blot 0.04-0.4 ug/ml, Immunohistochemistry 1:50 - 1:200, Immunocytochemistry/ Immunofluorescence 0.25-2 ug/ml, Immunohistochemistry-Paraffin 1:50 - 1:200
Application Notes	For IHC-Paraffin, HIER pH 6 retrieval is recommended. Immunocytochemistry/Immunofluorescence Fixation Permeabilization: Use PFA/Triton X-100.

**Images**

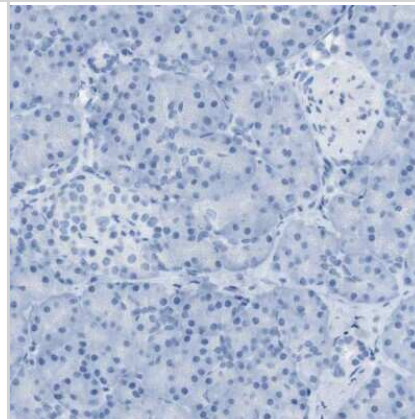
Western Blot: SALL4 Antibody [NBP1-85206] - Analysis NBP1-85206 (A) shows similar pattern to independent antibody NBP1-84247 (B).



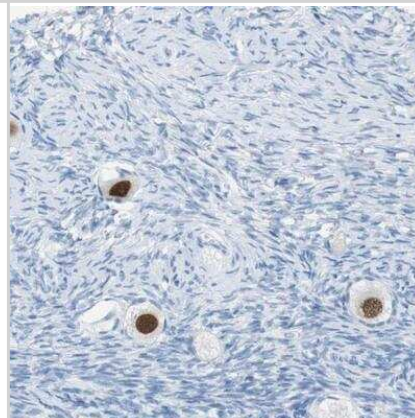
Immunocytochemistry/Immunofluorescence: SALL4 Antibody [NBP1-85206] - Staining of human cell line CACO-2 shows positivity in nucleus but excluded from the nucleoli. Antibody staining is shown in green.



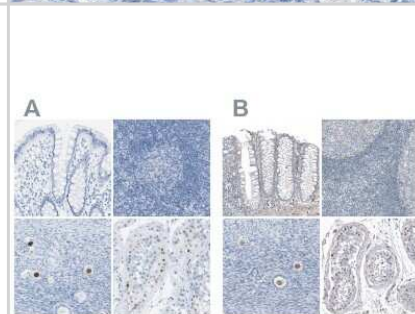
Immunohistochemistry-Paraffin: SALL4 Antibody [NBP1-85206] - Staining of human pancreas shows no positivity in exocrine glandular cells.



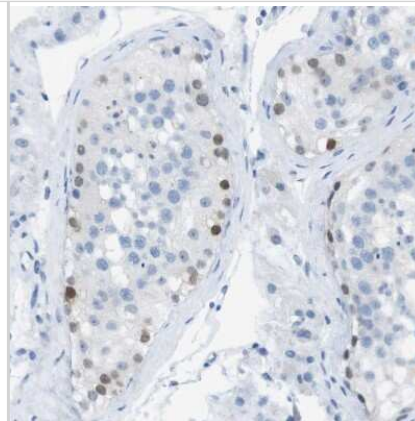
Immunohistochemistry-Paraffin: SALL4 Antibody [NBP1-85206] - Staining of human ovary shows strong nuclear positivity in follicle cells.



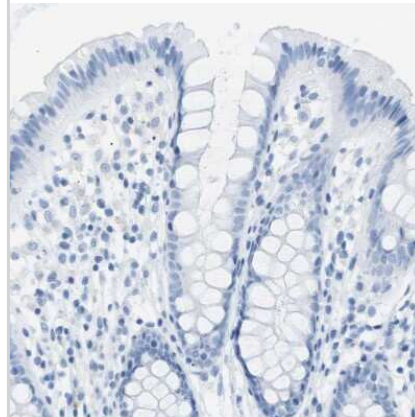
Immunohistochemistry-Paraffin: SALL4 Antibody [NBP1-85206] - Staining of human colon, lymph node, ovary and testis using Anti-SALL4 antibody NBP1-85206 (A) shows similar protein distribution across tissues to independent antibody NBP1-84247 (B).



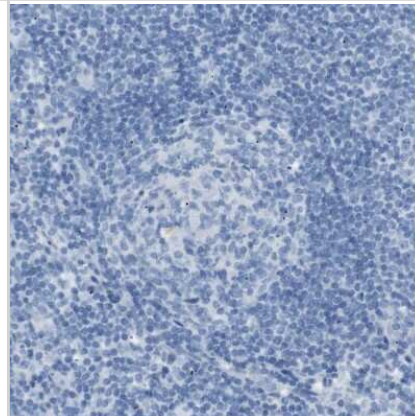
Immunohistochemistry-Paraffin: SALL4 Antibody [NBP1-85206] - Staining of human testis shows weak nuclear positivity in cells in seminiferous ducts.



Immunohistochemistry-Paraffin: SALL4 Antibody [NBP1-85206] - Staining of human colon shows no positivity in glandular cells.



Immunohistochemistry-Paraffin: SALL4 Antibody [NBP1-85206] - Staining of human lymph node shows no positivity in germinal center cells.





### **Novus Biologicals USA**

10730 E. Briarwood Avenue  
Centennial, CO 80112  
USA  
Phone: 303.730.1950  
Toll Free: 1.888.506.6887  
Fax: 303.730.1966  
nb-customerservice@bio-techne.com

### **Bio-Techne Canada**

21 Canmotor Ave  
Toronto, ON M8Z 4E6  
Canada  
Phone: 905.827.6400  
Toll Free: 855.668.8722  
Fax: 905.827.6402  
canada.inquires@bio-techne.com

### **Bio-Techne Ltd**

19 Barton Lane  
Abingdon Science Park  
Abingdon, OX14 3NB, United Kingdom  
Phone: (44) (0) 1235 529449  
Free Phone: 0800 37 34 15  
Fax: (44) (0) 1235 533420  
info.EMEA@bio-techne.com

### **General Contact Information**

www.novusbio.com  
Technical Support: nb-technical@bio-techne.com  
Orders: nb-customerservice@bio-techne.com  
General: novus@novusbio.com

### **Products Related to NBP1-85206**

---

NBP1-85206PEP	SALL4 Recombinant Protein Antigen
NBP2-33376H	Blue Marker Antibody (6F4-F6) [HRP]
HAF008	Goat anti-Rabbit IgG Secondary Antibody [HRP]
NB7160	Goat anti-Rabbit IgG (H+L) Secondary Antibody [HRP]
NBP2-24891	Rabbit IgG Isotype Control

---

### **Limitations**

This product is for research use only and is not approved for use in humans or in clinical diagnosis. Primary Antibodies are guaranteed for 1 year from date of receipt.

For more information on our 100% guarantee, please visit [www.novusbio.com/guarantee](http://www.novusbio.com/guarantee)

Earn gift cards/discounts by submitting a review: [www.novusbio.com/reviews/submit/NBP1-85206](http://www.novusbio.com/reviews/submit/NBP1-85206)

Earn gift cards/discounts by submitting a publication using this product:  
[www.novusbio.com/publications](http://www.novusbio.com/publications)

