

Product Datasheet

KCC4/SLC12A7 Antibody - BSA Free NBP1-85133

Unit Size: 0.1 ml

Store at 4C short term. Aliquot and store at -20C long term. Avoid freeze-thaw cycles.

www.novusbio.com



technical@novusbio.com

Publications: 2

Protocols, Publications, Related Products, Reviews, Research Tools and Images at:
www.novusbio.com/NBP1-85133

Updated 12/2/2025 v.20.1

Earn rewards for product
reviews and publications.

Submit a publication at www.novusbio.com/publications

Submit a review at www.novusbio.com/reviews/destination/NBP1-85133



NBP1-85133

KCC4/SLC12A7 Antibody - BSA Free

Product Information	
Unit Size	0.1 ml
Concentration	Concentrations vary lot to lot. See vial label for concentration. If unlisted please contact technical services.
Storage	Store at 4C short term. Aliquot and store at -20C long term. Avoid freeze-thaw cycles.
Clonality	Polyclonal
Preservative	0.02% Sodium Azide
Isotype	IgG
Purity	Affinity purified
Buffer	PBS (pH 7.2) and 40% Glycerol

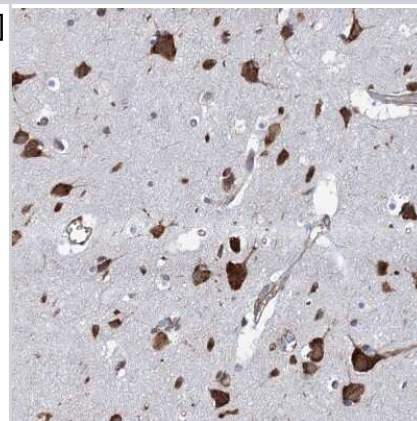
Product Description	
Description	Novus Biologicals Rabbit KCC4/SLC12A7 Antibody - BSA Free (NBP1-85133) is a polyclonal antibody validated for use in IHC and WB. Anti-KCC4/SLC12A7 Antibody: Cited in 2 publications. All Novus Biologicals antibodies are covered by our 100% guarantee.
Host	Rabbit
Gene ID	10723
Gene Symbol	SLC12A7
Species	Human, Mouse
Reactivity Notes	Mouse reactivity reported in (PMID:31911626). Rat (82%).
Immunogen	This antibody was developed against Recombinant Protein corresponding to amino acids: AARTQAPPTPKVQMTWTREKLIAEKYRSRDTSLSGFKDLFSMKPDQSNV

Product Application Details	
Applications	Western Blot, Immunohistochemistry-Paraffin, Immunohistochemistry
Recommended Dilutions	Western Blot Reported in PMID (31911626), Immunohistochemistry 1:500 - 1:1000, Immunohistochemistry-Paraffin 1:500 - 1:1000
Application Notes	For IHC-Paraffin, HIER pH 6 retrieval is recommended.

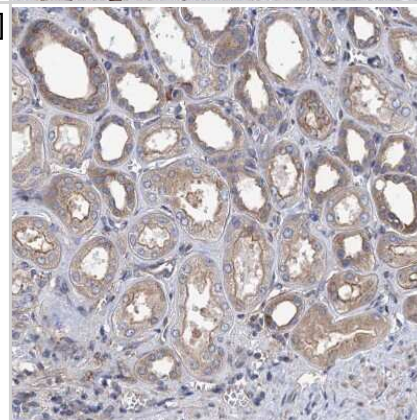


Images

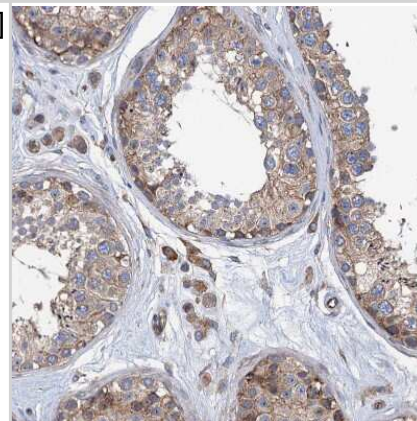
Immunohistochemistry-Paraffin: KCC4/SLC12A7 Antibody [NBP1-85133]
 - Staining of human cerebral cortex shows strong cytoplasmic positivity in neurons.



Immunohistochemistry-Paraffin: KCC4/SLC12A7 Antibody [NBP1-85133]
 - Staining of human kidney shows moderate cytoplasmic positivity in cells in tubules.



Immunohistochemistry-Paraffin: KCC4/SLC12A7 Antibody [NBP1-85133]
 - Staining of human testis shows moderate cytoplasmic positivity in cells in seminiferous ducts and Leydig cells.



Publications

Zhang J, Bhuiyan MIH, Zhang T et al. Modulation of brain cation-Cl⁻ cotransport via the SPAK kinase inhibitor ZT-1a Nat Commun 2020-01-07 [PMID: 31911626] (WB, Human, Mouse)

Brown TC, Murtha TD, Rubinstein JC et al. SLC12A7 alters adrenocortical carcinoma cell adhesion properties to promote an aggressive invasive behavior Cell Commun Signal. [PMID: 29884238] (WB, Human)



Novus Biologicals USA

10730 E. Briarwood Avenue
Centennial, CO 80112
USA
Phone: 303.730.1950
Toll Free: 1.888.506.6887
Fax: 303.730.1966
nb-customerservice@bio-techne.com

Bio-Techne Canada

21 Canmotor Ave
Toronto, ON M8Z 4E6
Canada
Phone: 905.827.6400
Toll Free: 855.668.8722
Fax: 905.827.6402
canada.inquires@bio-techne.com

Bio-Techne Ltd

19 Barton Lane
Abingdon Science Park
Abingdon, OX14 3NB, United Kingdom
Phone: (44) (0) 1235 529449
Free Phone: 0800 37 34 15
Fax: (44) (0) 1235 533420
info.EMEA@bio-techne.com

General Contact Information

www.novusbio.com
Technical Support: nb-technical@bio-techne.com
Orders: nb-customerservice@bio-techne.com
General: novus@novusbio.com

Products Related to NBP1-85133

NBP1-85133PEP	KCC4/SLC12A7 Recombinant Protein Antigen
NBP2-33376H	Blue Marker Antibody (6F4-F6) [HRP]
HAF008	Goat anti-Rabbit IgG Secondary Antibody [HRP]
NB7160	Goat anti-Rabbit IgG (H+L) Secondary Antibody [HRP]
NBP2-24891	Rabbit IgG Isotype Control

Limitations

This product is for research use only and is not approved for use in humans or in clinical diagnosis. Primary Antibodies are guaranteed for 1 year from date of receipt.

For more information on our 100% guarantee, please visit www.novusbio.com/guarantee

Earn gift cards/discounts by submitting a review: www.novusbio.com/reviews/submit/NBP1-85133

Earn gift cards/discounts by submitting a publication using this product:
www.novusbio.com/publications

