

Product Datasheet

EAAT1/GLAST-1/SLC1A3 Antibody - BSA Free NBP1-84939

Unit Size: 0.1 ml

Store at 4C short term. Aliquot and store at -20C long term. Avoid freeze-thaw cycles.

www.novusbio.com



technical@novusbio.com

Protocols, Publications, Related Products, Reviews, Research Tools and Images at:
www.novusbio.com/NBP1-84939

Updated 12/2/2025 v.20.1

Earn rewards for product
reviews and publications.

Submit a publication at www.novusbio.com/publications

Submit a review at www.novusbio.com/reviews/destination/NBP1-84939



NBP1-84939**EAAT1/GLAST-1/SLC1A3 Antibody - BSA Free**

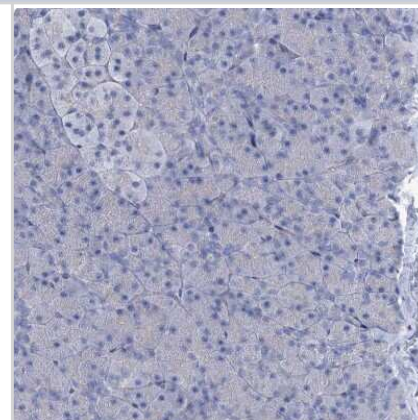
Product Information	
Unit Size	0.1 ml
Concentration	Concentrations vary lot to lot. See vial label for concentration. If unlisted please contact technical services.
Storage	Store at 4C short term. Aliquot and store at -20C long term. Avoid freeze-thaw cycles.
Clonality	Polyclonal
Preservative	0.02% Sodium Azide
Isotype	IgG
Purity	Affinity purified
Buffer	PBS (pH 7.2) and 40% Glycerol

Product Description	
Description	Novus Biologicals Rabbit EAAT1/GLAST-1/SLC1A3 Antibody - BSA Free (NBP1-84939) is a polyclonal antibody validated for use in IHC. All Novus Biologicals antibodies are covered by our 100% guarantee.
Host	Rabbit
Gene ID	6507
Gene Symbol	SLC1A3
Species	Human
Immunogen	This antibody was developed against Recombinant Protein corresponding to amino acids: LSRHELKNRDVEMGNSVIEENEMKKPYQLIAQDNETEKPIDSETK

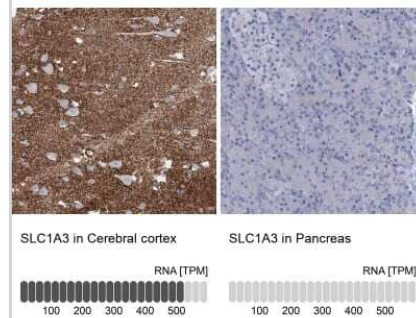
Product Application Details	
Applications	Immunohistochemistry-Paraffin, Immunohistochemistry
Recommended Dilutions	Immunohistochemistry 1:1000 - 1:2500, Immunohistochemistry-Paraffin 1:1000 - 1:2500
Application Notes	HIER pH6 retrieval is recommended.

Images

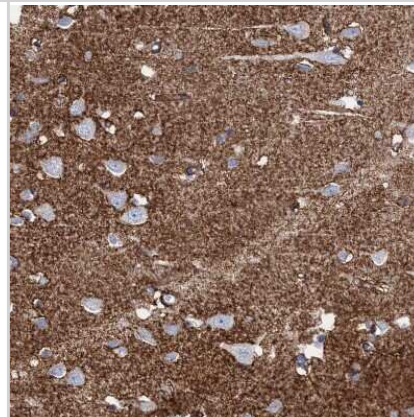
Immunohistochemistry-Paraffin: EAAT1/GLAST-1/SLC1A3 Antibody [NBP1-84939] - Staining of human pancreas shows no positivity in exocrine glandular cells.



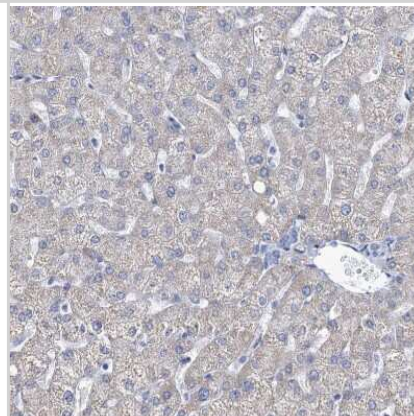
Immunohistochemistry-Paraffin: EAAT1/GLAST-1/SLC1A3 Antibody [NBP1-84939] - Analysis in human cerebral cortex and pancreas tissues. Corresponding SLC1A3 RNA-seq data are presented for the same tissues.



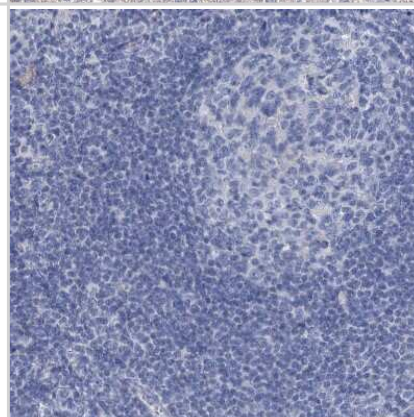
Immunohistochemistry-Paraffin: EAAT1/GLAST-1/SLC1A3 Antibody [NBP1-84939] - Staining of human cerebral cortex shows strong cytoplasmic positivity in neuropil.



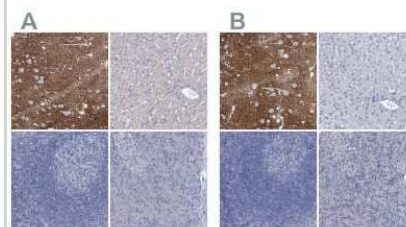
Immunohistochemistry-Paraffin: EAAT1/GLAST-1/SLC1A3 Antibody [NBP1-84939] - Staining of human liver shows very weak positivity in hepatocytes.



Immunohistochemistry-Paraffin: EAAT1/GLAST-1/SLC1A3 Antibody [NBP1-84939] - Staining of human lymph node shows no positivity in non-germinal center cells.



Immunohistochemistry-Paraffin: EAAT1/GLAST-1/SLC1A3 Antibody [NBP1-84939] - Staining of human cerebral cortex, liver, lymph node and pancreas using Anti-SLC1A3 antibody (A) NBP1-84939 shows similar protein distribution across tissues to independent antibody NBP1-84940 (B).





Novus Biologicals USA

10730 E. Briarwood Avenue
Centennial, CO 80112
USA
Phone: 303.730.1950
Toll Free: 1.888.506.6887
Fax: 303.730.1966
nb-customerservice@bio-techne.com

Bio-Techne Canada

21 Canmotor Ave
Toronto, ON M8Z 4E6
Canada
Phone: 905.827.6400
Toll Free: 855.668.8722
Fax: 905.827.6402
canada.inquires@bio-techne.com

Bio-Techne Ltd

19 Barton Lane
Abingdon Science Park
Abingdon, OX14 3NB, United Kingdom
Phone: (44) (0) 1235 529449
Free Phone: 0800 37 34 15
Fax: (44) (0) 1235 533420
info.EMEA@bio-techne.com

General Contact Information

www.novusbio.com
Technical Support: nb-technical@bio-techne.com
Orders: nb-customerservice@bio-techne.com
General: novus@novusbio.com

Products Related to NBP1-84939

NBP1-84939PEP	EAAT1/GLAST-1/SLC1A3 Recombinant Protein Antigen
HAF008	Goat anti-Rabbit IgG Secondary Antibody [HRP]
NB7160	Goat anti-Rabbit IgG (H+L) Secondary Antibody [HRP]
NBP2-24891	Rabbit IgG Isotype Control

Limitations

This product is for research use only and is not approved for use in humans or in clinical diagnosis. Primary Antibodies are guaranteed for 1 year from date of receipt.

For more information on our 100% guarantee, please visit www.novusbio.com/guarantee

Earn gift cards/discounts by submitting a review: www.novusbio.com/reviews/submit/NBP1-84939

Earn gift cards/discounts by submitting a publication using this product:
www.novusbio.com/publications

