

Product Datasheet

ZNF521 Antibody - BSA Free

NBP1-84883

Unit Size: 0.1 ml

Store at 4C short term. Aliquot and store at -20C long term. Avoid freeze-thaw cycles.

www.novusbio.com



technical@novusbio.com

Publications: 1

Protocols, Publications, Related Products, Reviews, Research Tools and Images at:
www.novusbio.com/NBP1-84883

Updated 12/2/2025 v.20.1

Earn rewards for product
reviews and publications.

Submit a publication at www.novusbio.com/publications

Submit a review at www.novusbio.com/reviews/destination/NBP1-84883



NBP1-84883

ZNF521 Antibody - BSA Free

Product Information	
Unit Size	0.1 ml
Concentration	Concentrations vary lot to lot. See vial label for concentration. If unlisted please contact technical services.
Storage	Store at 4C short term. Aliquot and store at -20C long term. Avoid freeze-thaw cycles.
Clonality	Polyclonal
Preservative	0.02% Sodium Azide
Isotype	IgG
Purity	Affinity purified
Buffer	PBS (pH 7.2) and 40% Glycerol

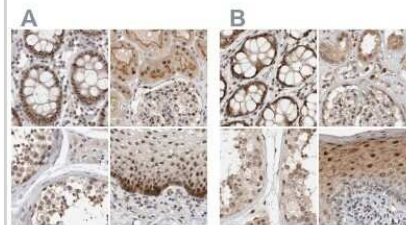
Product Description	
Description	Novus Biologicals Rabbit ZNF521 Antibody - BSA Free (NBP1-84883) is a polyclonal antibody validated for use in IHC and ICC/IF. Anti-ZNF521 Antibody: Cited in 1 publication. All Novus Biologicals antibodies are covered by our 100% guarantee.
Host	Rabbit
Gene ID	25925
Gene Symbol	ZNF521
Species	Human, Mouse
Reactivity Notes	Immunogen displays the following percentage of sequence identity for non-tested species: Rat (85%). Mouse reactivity reported in scientific literature (PMID: 23907569).
Immunogen	This antibody was developed against Recombinant Protein corresponding to amino acids: KQDLVKLDINGLPLPYGLCAGCVNLSKSKASPGINVPPGTNRPGGLGQENLSAIEGK GKVGGLKTRCSCSNVKFESE

Product Application Details	
Applications	Immunohistochemistry-Paraffin, Immunocytochemistry/ Immunofluorescence, Immunohistochemistry
Recommended Dilutions	Immunohistochemistry 1:50 - 1:200, Immunocytochemistry/ Immunofluorescence 0.25-2 ug/ml, Immunohistochemistry-Paraffin 1:50 - 1:200
Application Notes	For IHC-Paraffin, HIER pH 6 retrieval is recommended. ICC/IF, Fixation Permeabilization: Use PFA/Triton X-100.

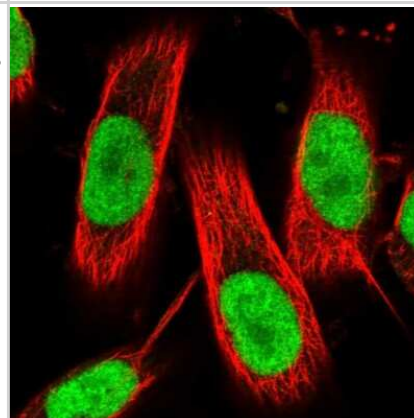


Images

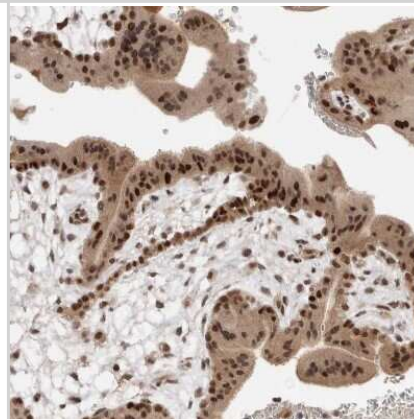
Immunohistochemistry-Paraffin: ZNF521 Antibody [NBP1-84883] - Staining of human colon, kidney, testis and vagina using Anti-ZNF521 antibody NBP1-84883 (A) shows similar protein distribution across tissues to independent antibody NBP1-84882 (B).



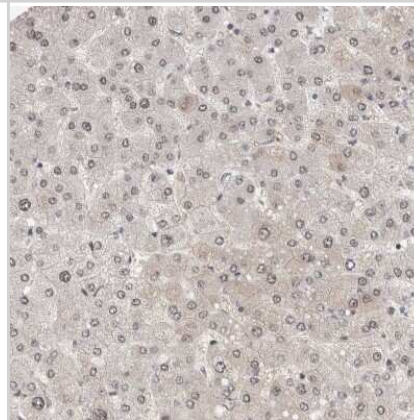
Immunocytochemistry/Immunofluorescence: ZNF521 Antibody [NBP1-84883] - Immunofluorescent staining of human cell line U-251 MG shows localization to nucleoplasm.



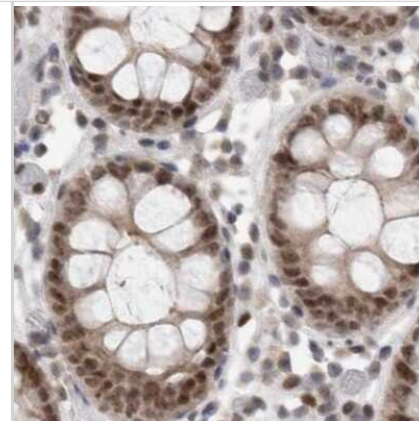
Immunohistochemistry-Paraffin: ZNF521 Antibody [NBP1-84883] - Staining of human placenta shows moderate to strong nuclear positivity in trophoblastic cells.



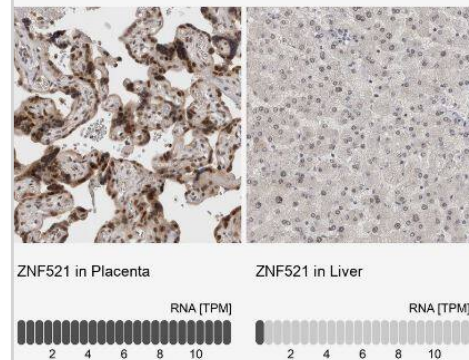
Immunohistochemistry-Paraffin: ZNF521 Antibody [NBP1-84883] - Staining of human liver shows no positivity in hepatocytes as expected.



Immunohistochemistry-Paraffin: ZNF521 Antibody [NBP1-84883] - Staining of human colon.



Immunohistochemistry-Paraffin: ZNF521 Antibody [NBP1-84883] - Analysis in human placenta and liver tissues using antibody. Corresponding ZNF521 RNA-seq data are presented for the same tissues.



Publications

Spina R, Filocamo G, Iaccino E et al. Critical role of zinc finger protein 521 in the control of growth, clonogenicity and tumorigenic potential of medulloblastoma cells. *Oncotarget* 2013-08-01 [PMID: 23907569] (IF/IHC, Mouse)



Novus Biologicals USA

10730 E. Briarwood Avenue
Centennial, CO 80112
USA
Phone: 303.730.1950
Toll Free: 1.888.506.6887
Fax: 303.730.1966
nb-customerservice@bio-techne.com

Bio-Techne Canada

21 Canmotor Ave
Toronto, ON M8Z 4E6
Canada
Phone: 905.827.6400
Toll Free: 855.668.8722
Fax: 905.827.6402
canada.inquires@bio-techne.com

Bio-Techne Ltd

19 Barton Lane
Abingdon Science Park
Abingdon, OX14 3NB, United Kingdom
Phone: (44) (0) 1235 529449
Free Phone: 0800 37 34 15
Fax: (44) (0) 1235 533420
info.EMEA@bio-techne.com

General Contact Information

www.novusbio.com
Technical Support: nb-technical@bio-techne.com
Orders: nb-customerservice@bio-techne.com
General: novus@novusbio.com

Products Related to NBP1-84883

NBP1-84883PEP	ZNF521 Recombinant Protein Antigen
HAF008	Goat anti-Rabbit IgG Secondary Antibody [HRP]
NB7160	Goat anti-Rabbit IgG (H+L) Secondary Antibody [HRP]
NBP2-24891	Rabbit IgG Isotype Control

Limitations

This product is for research use only and is not approved for use in humans or in clinical diagnosis. Primary Antibodies are guaranteed for 1 year from date of receipt.

For more information on our 100% guarantee, please visit www.novusbio.com/guarantee

Earn gift cards/discounts by submitting a review: www.novusbio.com/reviews/submit/NBP1-84883

Earn gift cards/discounts by submitting a publication using this product:
www.novusbio.com/publications

