

# Product Datasheet

## HGK/MAP4K4 Antibody - BSA Free NBP1-84663

Unit Size: 0.1 ml

Store at 4C short term. Aliquot and store at -20C long term. Avoid freeze-thaw cycles.

[www.novusbio.com](http://www.novusbio.com)



[technical@novusbio.com](mailto:technical@novusbio.com)

### Publications: 2

Protocols, Publications, Related Products, Reviews, Research Tools and Images at:  
[www.novusbio.com/NBP1-84663](http://www.novusbio.com/NBP1-84663)

Updated 12/2/2025 v.20.1

Earn rewards for product  
reviews and publications.

Submit a publication at [www.novusbio.com/publications](http://www.novusbio.com/publications)

Submit a review at [www.novusbio.com/reviews/destination/NBP1-84663](http://www.novusbio.com/reviews/destination/NBP1-84663)



**NBP1-84663**

HGK/MAP4K4 Antibody - BSA Free

Product Information	
Unit Size	0.1 ml
Concentration	Concentrations vary lot to lot. See vial label for concentration. If unlisted please contact technical services.
Storage	Store at 4C short term. Aliquot and store at -20C long term. Avoid freeze-thaw cycles.
Clonality	Polyclonal
Preservative	0.02% Sodium Azide
Isotype	IgG
Purity	Affinity purified
Buffer	PBS (pH 7.2) and 40% Glycerol

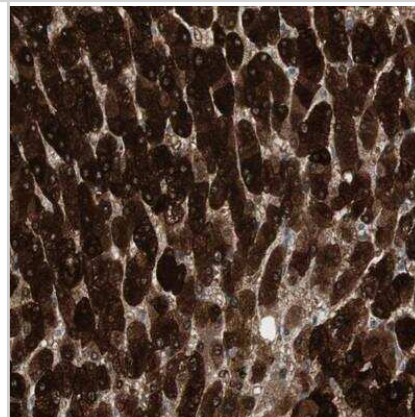
Product Description	
Description	Novus Biologicals Rabbit HGK/MAP4K4 Antibody - BSA Free (NBP1-84663) is a polyclonal antibody validated for use in IHC, WB and ICC/IF. Anti-HGK/MAP4K4 Antibody: Cited in 2 publications. All Novus Biologicals antibodies are covered by our 100% guarantee.
Host	Rabbit
Gene ID	9448
Gene Symbol	MAP4K4
Species	Human
Immunogen	This antibody was developed against Recombinant Protein corresponding to amino acids: AEPQVQWSHLASLKNNVSPVSRSHSFSDPSPKFAHHHLRSQDPCPPSRSEVL SQSSDSKSEAPDPTQKAWRSRSDSDEVPPRVVVRTTSRSPVLSRRRDSPLQGSG QQNSQAGQRNSTSSI

Product Application Details	
Applications	Western Blot, Immunohistochemistry-Paraffin, Immunohistochemistry
Recommended Dilutions	Western Blot 0.04-0.4 ug/ml, Immunohistochemistry 1:50 - 1:200, Immunohistochemistry-Paraffin 1:50 - 1:200
Application Notes	For IHC-Paraffin, HIER pH 6 retrieval is recommended.

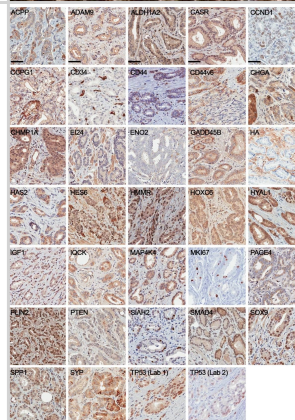


## Images

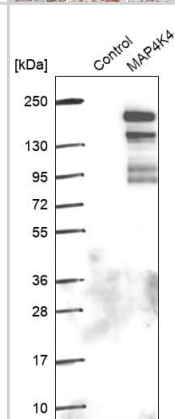
Immunohistochemistry-Paraffin: HGK/MAP4K4 Antibody [NBP1-84663] - Staining of human liver shows strong cytoplasmic and nuclear positivity in hepatocytes.



Immunohistochemistry of candidate biomarkers in prostate cancer. Representative immunohistochemical staining of ACPP, ADAM9, ALDH1A2, CASR, CCND1, CCPG1, CD34, CD44, CD44v6, CHGA, CHMP1A, EI24, ENO2, GADD45B, HA, HAS2, HES6, HMMR, HOXC6, HYAL1, IGF1, IQCK, MAP4K4, MKI67, PAGE4, PLIN2, PTEN, SIAH2, SMAD4, SOX9, SPP1, SYP, & TP53 from prostate cancer tissue microarrays. Scale bar represents 50  $\mu$ m. Image collected & cropped by CiteAb from the following publication (<https://bmccancer.biomedcentral.com/articles/10.1186/1471-2407-14-244>), licensed under a CC-BY license. Not internally tested by Novus Biologicals.



Analysis in control (vector only transfected HEK293T lysate) and MAP4K4 over-expression lysate (Co-expressed with a C-terminal myc-DDK tag (~3.1 kDa) in mammalian HEK293T cells, LY407892).



## Publications

Huang H, Kuang X, Zou Y et al. MAP4K4 is involved in the neuronal development of retinal photoreceptors Experimental eye research 2023-06-07 [PMID: 37290629] (ICC/IF, IHC-P, WB, Mouse)

Rizzardi AE, Rosener NK, Koopmeiners JS et al. Evaluation of protein biomarkers of prostate cancer aggressiveness. BMC Cancer 2014-04-05 [PMID: 24708576] (IF/IHC, Human)



### **Novus Biologicals USA**

10730 E. Briarwood Avenue  
Centennial, CO 80112  
USA  
Phone: 303.730.1950  
Toll Free: 1.888.506.6887  
Fax: 303.730.1966  
nb-customerservice@bio-techne.com

### **Bio-Techne Canada**

21 Canmotor Ave  
Toronto, ON M8Z 4E6  
Canada  
Phone: 905.827.6400  
Toll Free: 855.668.8722  
Fax: 905.827.6402  
canada.inquires@bio-techne.com

### **Bio-Techne Ltd**

19 Barton Lane  
Abingdon Science Park  
Abingdon, OX14 3NB, United Kingdom  
Phone: (44) (0) 1235 529449  
Free Phone: 0800 37 34 15  
Fax: (44) (0) 1235 533420  
info.EMEA@bio-techne.com

### **General Contact Information**

www.novusbio.com  
Technical Support: nb-technical@bio-techne.com  
Orders: nb-customerservice@bio-techne.com  
General: novus@novusbio.com

### **Products Related to NBP1-84663**

---

NBP1-84663PEP	HGK/MAP4K4 Recombinant Protein Antigen
NBP2-33376H	Blue Marker Antibody (6F4-F6) [HRP]
HAF008	Goat anti-Rabbit IgG Secondary Antibody [HRP]
NB7160	Goat anti-Rabbit IgG (H+L) Secondary Antibody [HRP]
NBP2-24891	Rabbit IgG Isotype Control

---

### **Limitations**

This product is for research use only and is not approved for use in humans or in clinical diagnosis. Primary Antibodies are guaranteed for 1 year from date of receipt.

For more information on our 100% guarantee, please visit [www.novusbio.com/guarantee](http://www.novusbio.com/guarantee)

Earn gift cards/discounts by submitting a review: [www.novusbio.com/reviews/submit/NBP1-84663](http://www.novusbio.com/reviews/submit/NBP1-84663)

Earn gift cards/discounts by submitting a publication using this product:  
[www.novusbio.com/publications](http://www.novusbio.com/publications)

