

Product Datasheet

RALGPS2 Antibody - BSA Free NBP1-84645

Unit Size: 0.1 ml

Store at 4C short term. Aliquot and store at -20C long term. Avoid freeze-thaw cycles.

www.novusbio.com



technical@novusbio.com

Protocols, Publications, Related Products, Reviews, Research Tools and Images at:
www.novusbio.com/NBP1-84645

Updated 3/4/2026 v.20.1

Earn rewards for product
reviews and publications.

Submit a publication at www.novusbio.com/publications

Submit a review at www.novusbio.com/reviews/destination/NBP1-84645



NBP1-84645

RALGPS2 Antibody - BSA Free

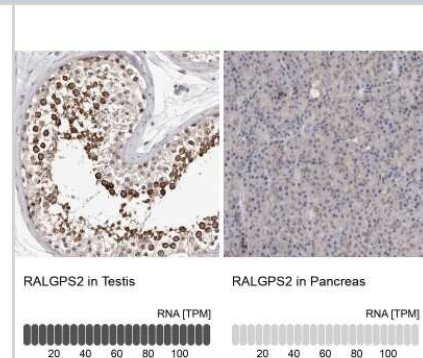
Product Information	
Unit Size	0.1 ml
Concentration	Concentrations vary lot to lot. See vial label for concentration. If unlisted please contact technical services.
Storage	Store at 4C short term. Aliquot and store at -20C long term. Avoid freeze-thaw cycles.
Clonality	Polyclonal
Preservative	0.02% Sodium Azide
Isotype	IgG
Purity	Affinity purified
Buffer	PBS (pH 7.2) and 40% Glycerol

Product Description	
Host	Rabbit
Gene ID	55103
Gene Symbol	RALGPS2
Species	Human
Immunogen	This antibody was developed against Recombinant Protein corresponding to amino acids: STLSSGISIGSSDGSELSEETSWPAFERNRLYHSLGPVTRVARNGYRSHMKAS SSAESEDLAVHLYPGAVTIQGVLR

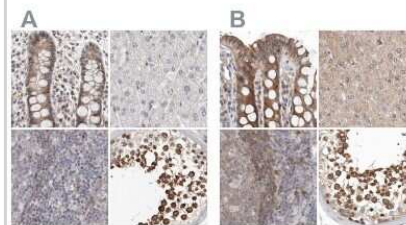
Product Application Details	
Applications	Western Blot, Immunohistochemistry-Paraffin, Immunohistochemistry
Recommended Dilutions	Western Blot 0.04-0.4 ug/ml, Immunohistochemistry 1:200 - 1:500, Immunohistochemistry-Paraffin 1:200 - 1:500
Application Notes	For IHC-Paraffin, HIER pH 6 retrieval is recommended.

Images

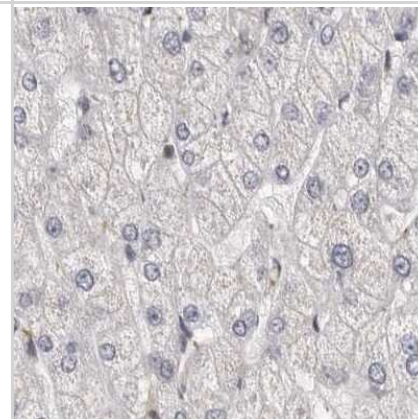
Immunohistochemistry-Paraffin: RALGPS2 Antibody [NBP1-84645] - Staining in human testis and pancreas tissues using anti-RALGPS2 antibody. Corresponding RALGPS2 RNA-seq data are presented for the same tissues.



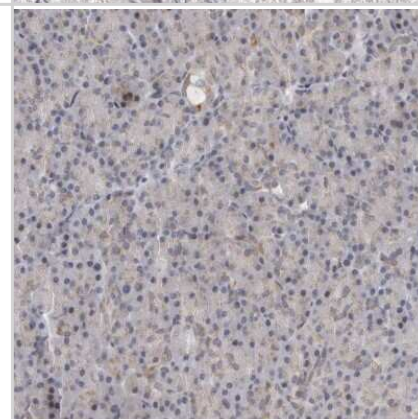
Immunohistochemistry-Paraffin: RALGPS2 Antibody [NBP1-84645] - Staining of human colon, liver, lymph node and testis using Anti-RALGPS2 antibody NBP1-84645 (A) shows similar protein distribution across tissues to independent antibody NBP1-84646 (B).



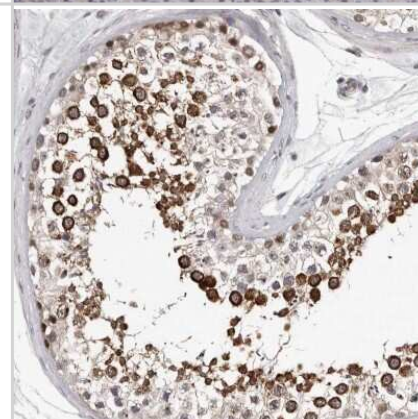
Immunohistochemistry-Paraffin: RALGPS2 Antibody [NBP1-84645] - Staining of human liver.



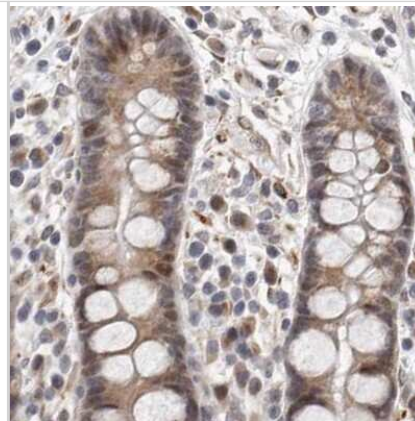
Immunohistochemistry-Paraffin: RALGPS2 Antibody [NBP1-84645] - Staining of human pancreas shows low expression as expected.



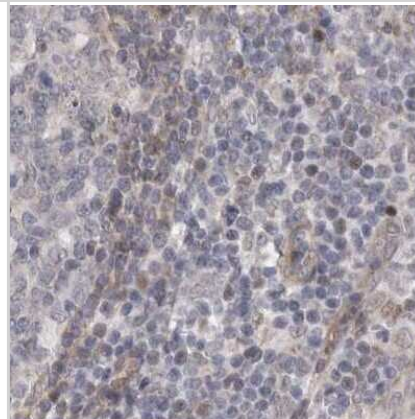
Immunohistochemistry-Paraffin: RALGPS2 Antibody [NBP1-84645] - Staining of human testis shows high expression.



Immunohistochemistry-Paraffin: RALGPS2 Antibody [NBP1-84645] - Staining of human colon.



Immunohistochemistry-Paraffin: RALGPS2 Antibody [NBP1-84645] - Staining of human lymph node.



Lane 1: Marker [kDa] 230, 130, 95, 72, 56, 36, 28, 17, 11

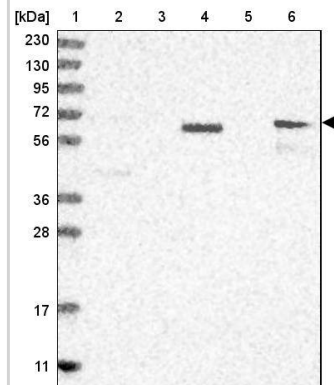
Lane 2: Human cell line RT-4

Lane 3: Human cell line U-251MG sp

Lane 4: Human plasma (IgG/HSA depleted)

Lane 5: Human liver tissue

Lane 6: Human tonsil tissue





Novus Biologicals USA

10730 E. Briarwood Avenue
Centennial, CO 80112
USA
Phone: 303.730.1950
Toll Free: 1.888.506.6887
Fax: 303.730.1966
nb-customerservice@bio-techne.com

Bio-Techne Canada

21 Canmotor Ave
Toronto, ON M8Z 4E6
Canada
Phone: 905.827.6400
Toll Free: 855.668.8722
Fax: 905.827.6402
canada.inquires@bio-techne.com

Bio-Techne Ltd

19 Barton Lane
Abingdon Science Park
Abingdon, OX14 3NB, United Kingdom
Phone: (44) (0) 1235 529449
Free Phone: 0800 37 34 15
Fax: (44) (0) 1235 533420
info.EMEA@bio-techne.com

General Contact Information

www.novusbio.com
Technical Support: nb-technical@bio-techne.com
Orders: nb-customerservice@bio-techne.com
General: novus@novusbio.com

Products Related to NBP1-84645

NBP1-84645PEP	RALGPS2 Recombinant Protein Antigen
HAF008	Goat anti-Rabbit IgG Secondary Antibody [HRP]
NB7160	Goat anti-Rabbit IgG (H+L) Secondary Antibody [HRP]
NBP2-24891	Rabbit IgG Isotype Control

Limitations

This product is for research use only and is not approved for use in humans or in clinical diagnosis. Primary Antibodies are guaranteed for 1 year from date of receipt.

For more information on our 100% guarantee, please visit www.novusbio.com/guarantee

Earn gift cards/discounts by submitting a review: www.novusbio.com/reviews/submit/NBP1-84645

Earn gift cards/discounts by submitting a publication using this product:
www.novusbio.com/publications

