

Product Datasheet

Cdc14A Antibody - BSA Free NBP1-84573

Unit Size: 0.1 ml

Store at 4C short term. Aliquot and store at -20C long term. Avoid freeze-thaw cycles.

www.novusbio.com



technical@novusbio.com

Publications: 1

Protocols, Publications, Related Products, Reviews, Research Tools and Images at:
www.novusbio.com/NBP1-84573

Updated 12/2/2025 v.20.1

Earn rewards for product
reviews and publications.

Submit a publication at www.novusbio.com/publications

Submit a review at www.novusbio.com/reviews/destination/NBP1-84573



NBP1-84573

Cdc14A Antibody - BSA Free

| Product Information | |
|----------------------|--|
| Unit Size | 0.1 ml |
| Concentration | Concentrations vary lot to lot. See vial label for concentration. If unlisted please contact technical services. |
| Storage | Store at 4C short term. Aliquot and store at -20C long term. Avoid freeze-thaw cycles. |
| Clonality | Polyclonal |
| Preservative | 0.02% Sodium Azide |
| Isotype | IgG |
| Purity | Affinity purified |
| Buffer | PBS (pH 7.2) and 40% Glycerol |

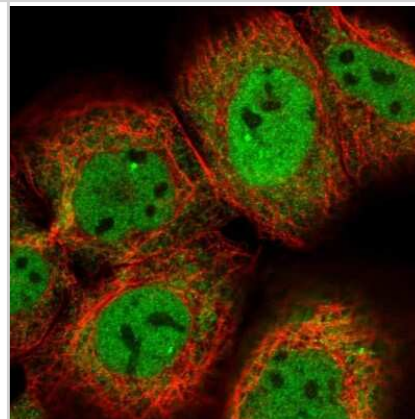
| Product Description | |
|-------------------------|--|
| Description | Novus Biologicals Rabbit Cdc14A Antibody - BSA Free (NBP1-84573) is a polyclonal antibody validated for use in IHC and ICC/IF. Anti-Cdc14A Antibody: Cited in 1 publication. All Novus Biologicals antibodies are covered by our 100% guarantee. |
| Host | Rabbit |
| Gene ID | 8556 |
| Gene Symbol | CDC14A |
| Species | Human, Monkey |
| Reactivity Notes | Immunogen displays the following percentage of sequence identity for non-tested species: Mouse (81%), Rat (82%). Monkey reactivity reported in scientific literature (PMID: 29293958). |
| Immunogen | This antibody was developed against Recombinant Protein corresponding to amino acids: QQHFLEEKQASLWVQGDIFRSKLNRPSSSEGSINKILSGLDDMSIGGNLSKTQN MERFGEDNLEDDDVEMKNGITQGDKLRAL |

| Product Application Details | |
|------------------------------|---|
| Applications | Immunohistochemistry-Paraffin, Immunocytochemistry/ Immunofluorescence, Immunohistochemistry |
| Recommended Dilutions | Immunohistochemistry 1:200 - 1:500, Immunocytochemistry/ Immunofluorescence 0.25-2 ug/ml, Immunohistochemistry-Paraffin 1:200 - 1:500 |
| Application Notes | For IHC-Paraffin, HIER pH 6 retrieval is recommended. ICC/IF Fixation Permeabilization: Use PFA/Triton X-100. |

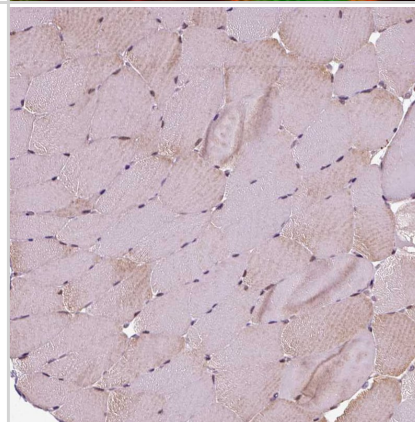


Images

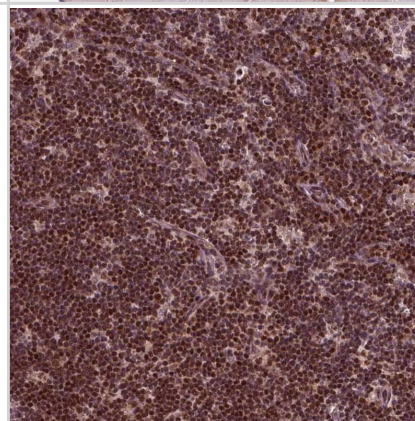
Immunocytochemistry/Immunofluorescence: Cdc14A Antibody [NBP1-84573] - Staining of human cell line A-431 shows localization to nucleoplasm, nuclear bodies & cytosol. Antibody staining is shown in green.



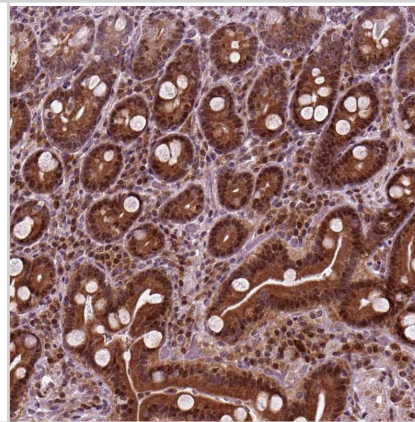
Staining of human skeletal muscle shows very weak cytoplasmic positivity in myocytes.



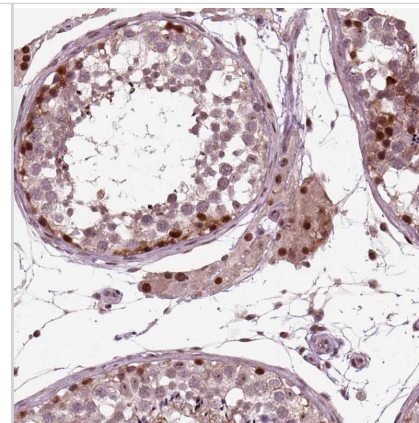
Staining of human lymph node shows moderate nuclear positivity in non-germinal center cells.



Staining of human duodenum shows moderate nuclear positivity in glandular cells.



Staining of human testis shows strong nuclear positivity in cells in seminiferous ducts.



Publications

Imtiaz A, Belyantseva IA, Beirl AJ et al. CDC14A Phosphatase is Essential for Hearing and Male Fertility in Mouse and Human. *Hum. Mol. Genet.* 2017-12-23 [PMID: 29293958] (Monkey)



Novus Biologicals USA

10730 E. Briarwood Avenue
Centennial, CO 80112
USA
Phone: 303.730.1950
Toll Free: 1.888.506.6887
Fax: 303.730.1966
nb-customerservice@bio-techne.com

Bio-Techne Canada

21 Canmotor Ave
Toronto, ON M8Z 4E6
Canada
Phone: 905.827.6400
Toll Free: 855.668.8722
Fax: 905.827.6402
canada.inquires@bio-techne.com

Bio-Techne Ltd

19 Barton Lane
Abingdon Science Park
Abingdon, OX14 3NB, United Kingdom
Phone: (44) (0) 1235 529449
Free Phone: 0800 37 34 15
Fax: (44) (0) 1235 533420
info.EMEA@bio-techne.com

General Contact Information

www.novusbio.com
Technical Support: nb-technical@bio-techne.com
Orders: nb-customerservice@bio-techne.com
General: novus@novusbio.com

Products Related to NBP1-84573

| | |
|---------------|---|
| NBP1-84573PEP | Cdc14A Recombinant Protein Antigen |
| HAF008 | Goat anti-Rabbit IgG Secondary Antibody [HRP] |
| NB7160 | Goat anti-Rabbit IgG (H+L) Secondary Antibody [HRP] |
| NBP2-24891 | Rabbit IgG Isotype Control |

Limitations

This product is for research use only and is not approved for use in humans or in clinical diagnosis. Primary Antibodies are guaranteed for 1 year from date of receipt.

For more information on our 100% guarantee, please visit www.novusbio.com/guarantee

Earn gift cards/discounts by submitting a review: www.novusbio.com/reviews/submit/NBP1-84573

Earn gift cards/discounts by submitting a publication using this product:
www.novusbio.com/publications

