

Product Datasheet

MSRB3 Antibody - BSA Free

NBP1-84259

Unit Size: 0.1 ml

Store at 4C short term. Aliquot and store at -20C long term. Avoid freeze-thaw cycles.

www.novusbio.com



technical@novusbio.com

Publications: 5

Protocols, Publications, Related Products, Reviews, Research Tools and Images at:
www.novusbio.com/NBP1-84259

Updated 12/2/2025 v.20.1

Earn rewards for product
reviews and publications.

Submit a publication at www.novusbio.com/publications

Submit a review at www.novusbio.com/reviews/destination/NBP1-84259



NBP1-84259

MSRB3 Antibody - BSA Free

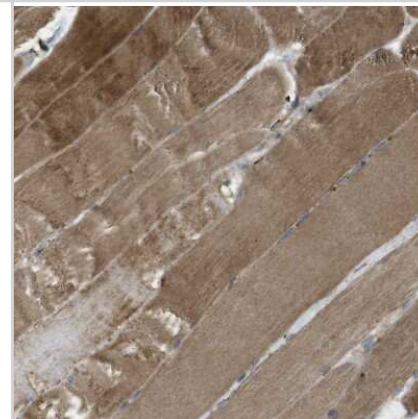
Product Information	
Unit Size	0.1 ml
Concentration	Concentrations vary lot to lot. See vial label for concentration. If unlisted please contact technical services.
Storage	Store at 4C short term. Aliquot and store at -20C long term. Avoid freeze-thaw cycles.
Clonality	Polyclonal
Preservative	0.02% Sodium Azide
Isotype	IgG
Purity	Affinity purified
Buffer	PBS (pH 7.2) and 40% Glycerol

Product Description	
Description	Novus Biologicals Rabbit MSRB3 Antibody - BSA Free (NBP1-84259) is a polyclonal antibody validated for use in IHC and WB. Anti-MSRB3 Antibody: Cited in 5 publications. All Novus Biologicals antibodies are covered by our 100% guarantee.
Host	Rabbit
Gene ID	253827
Gene Symbol	MSRB3
Species	Human
Immunogen	This antibody was developed against Recombinant Protein corresponding to amino acids: QYHVTQEKGTEsafEGEYTHHKDPGIYKCVVCGTPLFKSETKFDsgsgWPSF HDVINSEAITFTDDFSYGMHRVETSCSQCGAHLGHIFDDGPRPTGKRYC

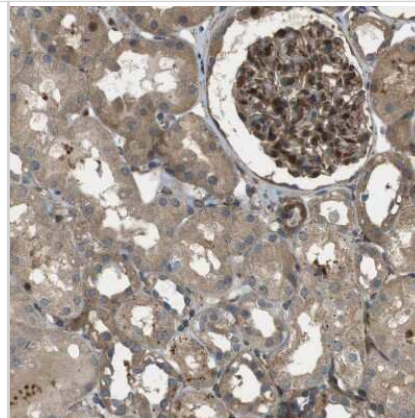
Product Application Details	
Applications	Western Blot, Immunohistochemistry-Paraffin, Immunohistochemistry
Recommended Dilutions	Western Blot 0.04-0.4 ug/ml, Immunohistochemistry 1:20 - 1:50, Immunohistochemistry-Paraffin 1:20 - 1:50
Application Notes	For IHC-Paraffin, HIER pH 6 retrieval is recommended.

Images

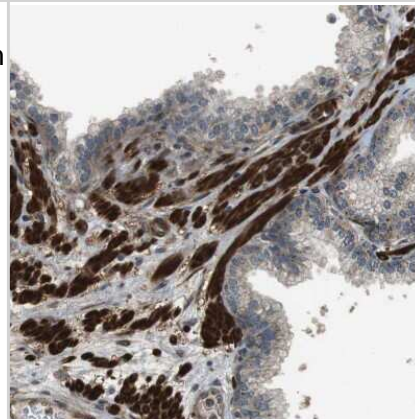
Immunohistochemistry-Paraffin: MSRB3 Antibody [NBP1-84259] - Staining of human skeletal muscle shows moderate cytoplasmic positivity in myocytes.



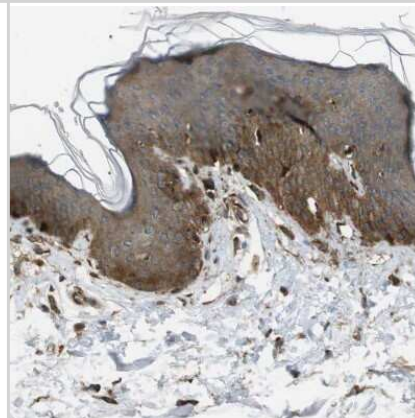
Immunohistochemistry-Paraffin: MSRB3 Antibody [NBP1-84259] - Staining of human kidney shows moderate cytoplasmic positivity in cells in glomeruli.



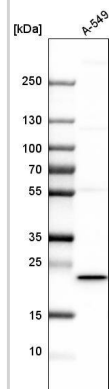
Immunohistochemistry-Paraffin: MSRB3 Antibody [NBP1-84259] - Staining of human prostate shows strong cytoplasmic positivity in smooth muscle cells.



Immunohistochemistry-Paraffin: MSRB3 Antibody [NBP1-84259] - Staining of human skin shows moderate cytoplasmic positivity in squamous epithelial cells.



Analysis in human cell line A-549.



Publications

Zhang S, Zang D, Cheng Y et al. Identification of Key Gene and Pathways for the Prediction of Peritoneal Metastasis of Gastric Cancer by Co-expression Analysis J Cancer 2020-03-04 [PMID: 32226519] (WB, Human)

Ma X, Wang J, Zhao M et al. Increased expression of methionine sulfoxide reductases B3 is associated with poor prognosis in gastric cancer Oncol Lett 2019-07-01 [PMID: 31289518] (IHC-P, Human)

Conner SC, Benayoun L, Himali JJ et al. Methionine Sulfoxide Reductase-B3 Risk Allele Implicated in Alzheimer's Disease Associates with Increased Odds for Brain Infarcts J. Alzheimers Dis. 2019-02-11 [PMID: 30775993] (IHC-P, Human)

Adams SL, Benayoun L, Tilton K et al. Methionine Sulfoxide Reductase-B3 (MsrB3) Protein Associates with Synaptic Vesicles and its Expression Changes in the Hippocampi of Alzheimer's Disease Patients J. Alzheimers Dis. 2017-07-29 [PMID: 28777754] (Human)

Ahmed ZM, Yousaf R, Lee BC et al. Functional null mutations of MSRB3 encoding methionine sulfoxide reductase are associated with human deafness DFNB74. Am J Hum Genet 2011-01-01 [PMID: 21185009]





Novus Biologicals USA

10730 E. Briarwood Avenue
Centennial, CO 80112
USA
Phone: 303.730.1950
Toll Free: 1.888.506.6887
Fax: 303.730.1966
nb-customerservice@bio-techne.com

Bio-Techne Canada

21 Canmotor Ave
Toronto, ON M8Z 4E6
Canada
Phone: 905.827.6400
Toll Free: 855.668.8722
Fax: 905.827.6402
canada.inquires@bio-techne.com

Bio-Techne Ltd

19 Barton Lane
Abingdon Science Park
Abingdon, OX14 3NB, United Kingdom
Phone: (44) (0) 1235 529449
Free Phone: 0800 37 34 15
Fax: (44) (0) 1235 533420
info.EMEA@bio-techne.com

General Contact Information

www.novusbio.com
Technical Support: nb-technical@bio-techne.com
Orders: nb-customerservice@bio-techne.com
General: novus@novusbio.com

Products Related to NBP1-84259

NBP1-84259PEP	MSRB3 Recombinant Protein Antigen
NBP2-33376H	Blue Marker Antibody (6F4-F6) [HRP]
HAF008	Goat anti-Rabbit IgG Secondary Antibody [HRP]
NB7160	Goat anti-Rabbit IgG (H+L) Secondary Antibody [HRP]
NBP2-24891	Rabbit IgG Isotype Control

Limitations

This product is for research use only and is not approved for use in humans or in clinical diagnosis. Primary Antibodies are guaranteed for 1 year from date of receipt.

For more information on our 100% guarantee, please visit www.novusbio.com/guarantee

Earn gift cards/discounts by submitting a review: www.novusbio.com/reviews/submit/NBP1-84259

Earn gift cards/discounts by submitting a publication using this product:
www.novusbio.com/publications

