

Product Datasheet

Nesprin 2 Antibody - BSA Free NBP1-84190

Unit Size: 0.1 ml

Store at 4C short term. Aliquot and store at -20C long term. Avoid freeze-thaw cycles.

www.novusbio.com



technical@novusbio.com

Publications: 2

Protocols, Publications, Related Products, Reviews, Research Tools and Images at:
www.novusbio.com/NBP1-84190

Updated 12/2/2025 v.20.1

Earn rewards for product
reviews and publications.

Submit a publication at www.novusbio.com/publications

Submit a review at www.novusbio.com/reviews/destination/NBP1-84190



NBP1-84190

Nesprin 2 Antibody - BSA Free

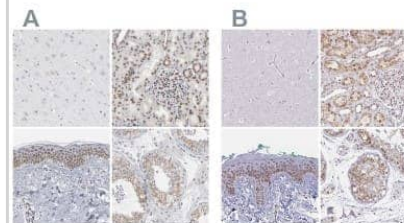
Product Information	
Unit Size	0.1 ml
Concentration	Concentrations vary lot to lot. See vial label for concentration. If unlisted please contact technical services.
Storage	Store at 4C short term. Aliquot and store at -20C long term. Avoid freeze-thaw cycles.
Clonality	Polyclonal
Preservative	0.02% Sodium Azide
Isotype	IgG
Purity	Affinity purified
Buffer	PBS (pH 7.2) and 40% Glycerol

Product Description	
Description	Novus Biologicals Rabbit Nesprin 2 Antibody - BSA Free (NBP1-84190) is a polyclonal antibody validated for use in IHC and WB. Anti-Nesprin 2 Antibody: Cited in 2 publications. All Novus Biologicals antibodies are covered by our 100% guarantee.
Host	Rabbit
Gene ID	23224
Gene Symbol	SYNE2
Species	Human, Rat
Reactivity Notes	Rat reactivity reported in scientific literature (PMID: 31006653).
Immunogen	This antibody was developed against Recombinant Protein corresponding to amino acids: NVLNDAYENLTRYKEAVTRAVESITSLEAIIPYRVVDVGNPEESLEMP L R K Q E E L ESTVARIQDLTEKLGMISSPEAKLQLQYTLQELVSKNSAMKEAFKAQETEAE

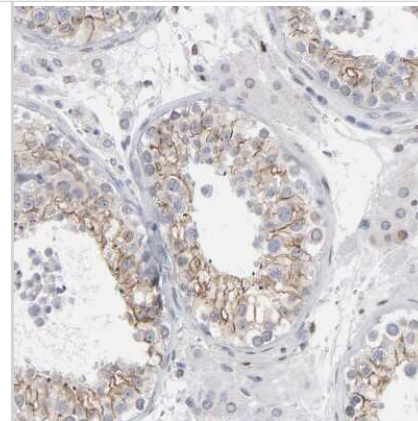
Product Application Details	
Applications	Western Blot, Immunohistochemistry-Paraffin, Immunohistochemistry
Recommended Dilutions	Western Blot Reported in scientific literature (PMID: 31006653)., Immunohistochemistry 1:200 - 1:500, Immunohistochemistry-Paraffin 1:200 - 1:500
Application Notes	For IHC-Paraffin, HIER pH 6 retrieval is recommended.

Images

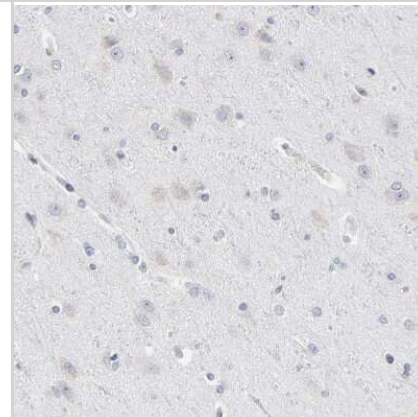
Immunohistochemistry-Paraffin: Nesprin 2 Antibody [NBP1-84190] - Staining of human cerebral cortex, kidney, skin and testis using Anti-SYNE2 antibody NBP1-84190 (A) shows similar protein distribution across tissues to independent antibody NBP2-38620 (B).



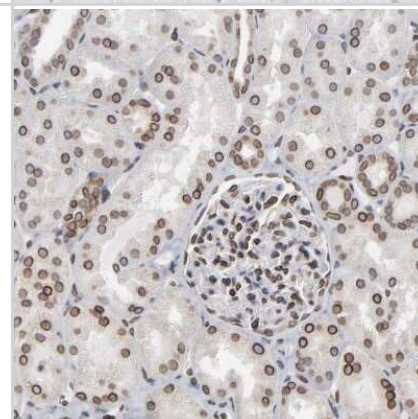
Immunohistochemistry-Paraffin: Nesprin 2 Antibody [NBP1-84190] - Staining of human testis shows moderate membranous positivity in cells in seminiferous ducts.



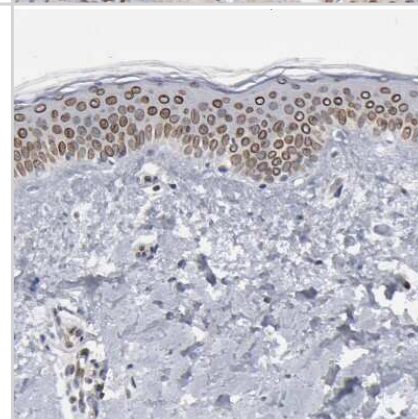
Immunohistochemistry-Paraffin: Nesprin 2 Antibody [NBP1-84190] - Staining of human cerebral cortex shows no positivity in neurons as expected.



Immunohistochemistry-Paraffin: Nesprin 2 Antibody [NBP1-84190] - Staining of human kidney shows moderate to strong positivity in nuclear membrane in cells in tubules.



Immunohistochemistry-Paraffin: Nesprin 2 Antibody [NBP1-84190] - Staining of human skin shows moderate positivity in nuclear membrane in squamous epithelial cells.



Publications

Brody MJ, Vanhoutte D, Bakshi CV et al. Disruption of valosin-containing protein activity causes cardiomyopathy and reveals pleiotropic functions in cardiac homeostasis. *J Biol Chem.* 2019-04-21 [PMID: 31006653] (WB, Rat)

Versaevel M, Braquenier JB, Riaz M et al. Super-resolution microscopy reveals LINC complex recruitment at nuclear indentation sites. *Sci Rep* 2014-12-08 [PMID: 25482017] (IF/IHC, Human)



Novus Biologicals USA

10730 E. Briarwood Avenue
Centennial, CO 80112
USA

Phone: 303.730.1950

Toll Free: 1.888.506.6887

Fax: 303.730.1966

nb-customerservice@bio-techne.com

Bio-Techne Canada

21 Canmotor Ave
Toronto, ON M8Z 4E6
Canada

Phone: 905.827.6400

Toll Free: 855.668.8722

Fax: 905.827.6402

canada.inquires@bio-techne.com

Bio-Techne Ltd

19 Barton Lane
Abingdon Science Park
Abingdon, OX14 3NB, United Kingdom

Phone: (44) (0) 1235 529449

Free Phone: 0800 37 34 15

Fax: (44) (0) 1235 533420

info.EMEA@bio-techne.com

General Contact Information

www.novusbio.com

Technical Support: nb-technical@bio-techne.com

Orders: nb-customerservice@bio-techne.com

General: novus@novusbio.com

Products Related to NBP1-84190

NBP1-84190PEP	Nesprin 2 Recombinant Protein Antigen
NBP2-33376H	Blue Marker Antibody (6F4-F6) [HRP]
HAF008	Goat anti-Rabbit IgG Secondary Antibody [HRP]
NB7160	Goat anti-Rabbit IgG (H+L) Secondary Antibody [HRP]
NBP2-24891	Rabbit IgG Isotype Control

Limitations

This product is for research use only and is not approved for use in humans or in clinical diagnosis. Primary Antibodies are guaranteed for 1 year from date of receipt.

For more information on our 100% guarantee, please visit www.novusbio.com/guarantee

Earn gift cards/discounts by submitting a review: www.novusbio.com/reviews/submit/NBP1-84190

Earn gift cards/discounts by submitting a publication using this product:
www.novusbio.com/publications



