

Product Datasheet

MMRN2 Antibody - BSA Free NBP1-83977

Unit Size: 0.1 ml

Store at 4C short term. Aliquot and store at -20C long term. Avoid freeze-thaw cycles.

www.novusbio.com



technical@novusbio.com

Protocols, Publications, Related Products, Reviews, Research Tools and Images at:
www.novusbio.com/NBP1-83977

Updated 3/4/2026 v.20.1

Earn rewards for product
reviews and publications.

Submit a publication at www.novusbio.com/publications

Submit a review at www.novusbio.com/reviews/destination/NBP1-83977



NBP1-83977

MMRN2 Antibody - BSA Free

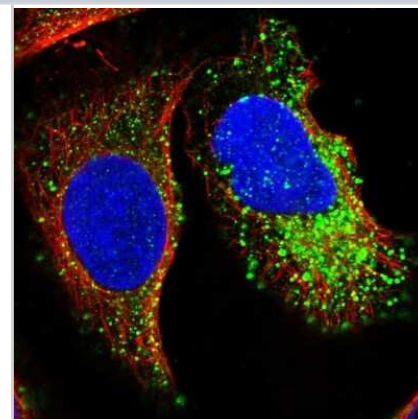
| Product Information | |
|---------------------|--|
| Unit Size | 0.1 ml |
| Concentration | Concentrations vary lot to lot. See vial label for concentration. If unlisted please contact technical services. |
| Storage | Store at 4C short term. Aliquot and store at -20C long term. Avoid freeze-thaw cycles. |
| Clonality | Polyclonal |
| Preservative | 0.02% Sodium Azide |
| Isotype | IgG |
| Purity | Affinity purified |
| Buffer | PBS (pH 7.2) and 40% Glycerol |

| Product Description | |
|---------------------|--|
| Host | Rabbit |
| Gene ID | 79812 |
| Gene Symbol | MMRN2 |
| Species | Human |
| Immunogen | This antibody was developed against Recombinant Protein corresponding to amino acids: HAQHFTLHRISISELQADVDTKLKRLHKAQEAPGTNGSLVLATPGAGARPEPDS LQARLGQLQRNLSELHMTTARREEELQYTLEDMRATLTRHVDEIKELYSESEDET FDQISKVERQVEELQVNHTALREL RVILMEK |

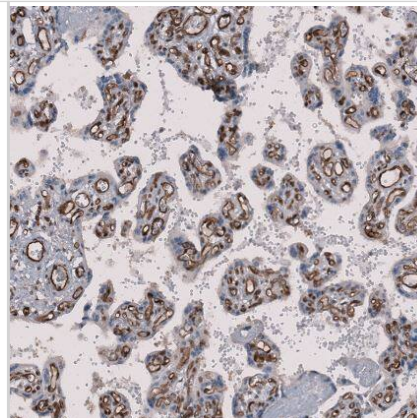
| Product Application Details | |
|-----------------------------|---|
| Applications | Immunohistochemistry-Paraffin, Immunocytochemistry/ Immunofluorescence, Immunohistochemistry |
| Recommended Dilutions | Immunohistochemistry 1:200 - 1:500, Immunocytochemistry/ Immunofluorescence 0.25-2 ug/ml, Immunohistochemistry-Paraffin 1:200 - 1:500 |
| Application Notes | For IHC-Paraffin, HIER pH 6 retrieval is recommended. ICC/IF Fixation Permeabilization: Use PFA/Triton X-100. |

Images

Immunocytochemistry/Immunofluorescence: MMRN2 Antibody [NBP1-83977] - Staining of human cell line U-2 OS shows localization to vesicles. Antibody staining is shown in green.



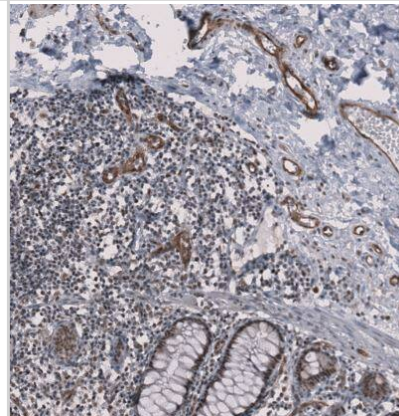
Immunohistochemistry-Paraffin: MMRN2 Antibody [NBP1-83977] - Staining of human placenta shows strong cytoplasmic positivity in endothelial cells.



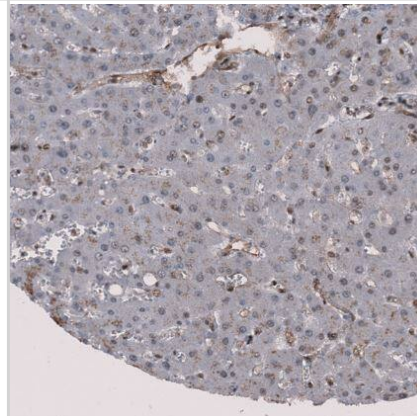
Immunohistochemistry-Paraffin: MMRN2 Antibody [NBP1-83977] - Staining of human testis shows strong cytoplasmic positivity in endothelial cells and nuclear positivity in cells in seminiferous ducts.



Immunohistochemistry-Paraffin: MMRN2 Antibody [NBP1-83977] - Staining of human colon shows strong cytoplasmic positivity in endothelial cells.



Immunohistochemistry-Paraffin: MMRN2 Antibody [NBP1-83977] - Staining of human liver shows weak cytoplasmic positivity in endothelial cells and no positivity in hepatocytes.





Novus Biologicals USA

10730 E. Briarwood Avenue
Centennial, CO 80112
USA
Phone: 303.730.1950
Toll Free: 1.888.506.6887
Fax: 303.730.1966
nb-customerservice@bio-techne.com

Bio-Techne Canada

21 Canmotor Ave
Toronto, ON M8Z 4E6
Canada
Phone: 905.827.6400
Toll Free: 855.668.8722
Fax: 905.827.6402
canada.inquires@bio-techne.com

Bio-Techne Ltd

19 Barton Lane
Abingdon Science Park
Abingdon, OX14 3NB, United Kingdom
Phone: (44) (0) 1235 529449
Free Phone: 0800 37 34 15
Fax: (44) (0) 1235 533420
info.EMEA@bio-techne.com

General Contact Information

www.novusbio.com
Technical Support: nb-technical@bio-techne.com
Orders: nb-customerservice@bio-techne.com
General: novus@novusbio.com

Products Related to NBP1-83977

| | |
|---------------|---|
| NBP1-83977PEP | MMRN2 Recombinant Protein Antigen |
| HAF008 | Goat anti-Rabbit IgG Secondary Antibody [HRP] |
| NB7160 | Goat anti-Rabbit IgG (H+L) Secondary Antibody [HRP] |
| NBP2-24891 | Rabbit IgG Isotype Control |

Limitations

This product is for research use only and is not approved for use in humans or in clinical diagnosis. Primary Antibodies are guaranteed for 1 year from date of receipt.

For more information on our 100% guarantee, please visit www.novusbio.com/guarantee

Earn gift cards/discounts by submitting a review: www.novusbio.com/reviews/submit/NBP1-83977

Earn gift cards/discounts by submitting a publication using this product:
www.novusbio.com/publications

