

Product Datasheet

STRA6 Antibody - BSA Free

NBP1-83719

Unit Size: 0.1 ml

Store at 4C short term. Aliquot and store at -20C long term. Avoid freeze-thaw cycles.

www.novusbio.com



technical@novusbio.com

Publications: 1

Protocols, Publications, Related Products, Reviews, Research Tools and Images at:
www.novusbio.com/NBP1-83719

Updated 12/2/2025 v.20.1

Earn rewards for product
reviews and publications.

Submit a publication at www.novusbio.com/publications

Submit a review at www.novusbio.com/reviews/destination/NBP1-83719



NBP1-83719

STRA6 Antibody - BSA Free

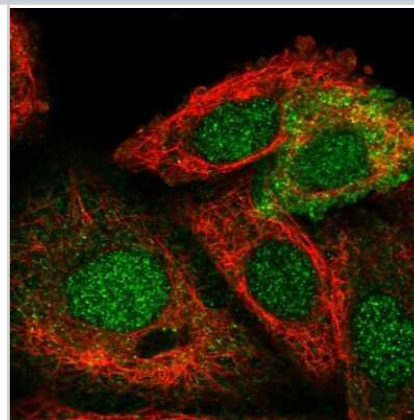
Product Information	
Unit Size	0.1 ml
Concentration	Concentrations vary lot to lot. See vial label for concentration. If unlisted please contact technical services.
Storage	Store at 4C short term. Aliquot and store at -20C long term. Avoid freeze-thaw cycles.
Clonality	Polyclonal
Preservative	0.02% Sodium Azide
Isotype	IgG
Purity	Affinity purified
Buffer	PBS (pH 7.2) and 40% Glycerol

Product Description	
Description	Novus Biologicals Rabbit STRA6 Antibody - BSA Free (NBP1-83719) is a polyclonal antibody validated for use in IHC, WB and ICC/IF. Anti-STRA6 Antibody: Cited in 1 publication. All Novus Biologicals antibodies are covered by our 100% guarantee.
Host	Rabbit
Gene ID	64220
Gene Symbol	STRA6
Species	Human
Immunogen	This antibody was developed against Recombinant Protein corresponding to amino acids: YYTYRNFLKIEVSQSHPMAMTAFCSLLLQAQSLLPRTMAAPQDSLPRGEEDEGM QLLQTKDSMAKGARPGASRGRARWGLAYTLLHNPTLQVFRKTALLGANGAQP

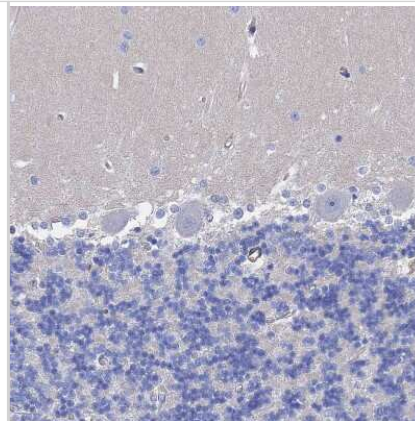
Product Application Details	
Applications	Western Blot, Immunohistochemistry-Paraffin, Immunocytochemistry/Immunofluorescence, Immunohistochemistry
Recommended Dilutions	Western Blot 0.04-0.4 ug/ml, Immunohistochemistry 1:200 - 1:500, Immunocytochemistry/ Immunofluorescence 0.25-2 ug/ml, Immunohistochemistry-Paraffin 1:200 - 1:500
Application Notes	For IHC-Paraffin, HIER pH 6 retrieval is recommended. ICC/IF Fixation Permeabilization: Use PFA/Triton X-100.

Images

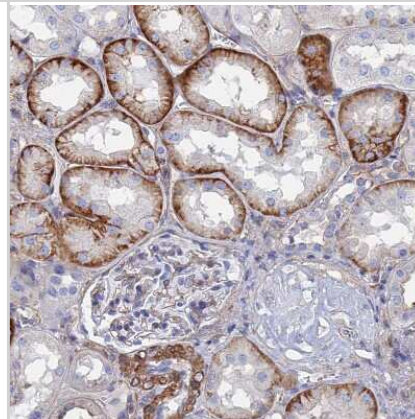
Immunocytochemistry/Immunofluorescence: STRA6 Antibody [NBP1-83719] - Immunofluorescent staining of human cell line A549 shows localization to nucleus & cytosol.



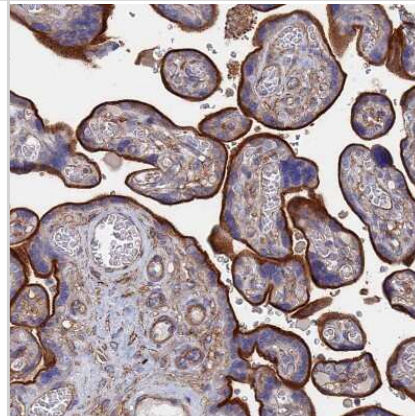
Immunohistochemistry-Paraffin: STRA6 Antibody [NBP1-83719] - Staining of human cerebellum shows no positivity in Purkinje cells as expected.



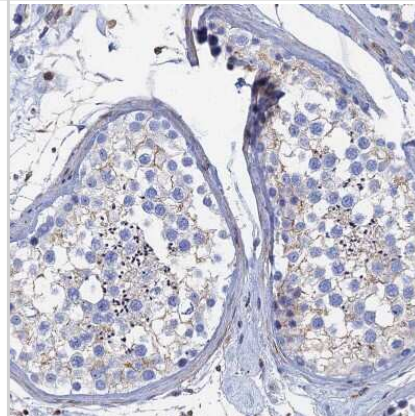
Immunohistochemistry-Paraffin: STRA6 Antibody [NBP1-83719] - Staining of human kidney shows strong membranous positivity in cells in tubules.



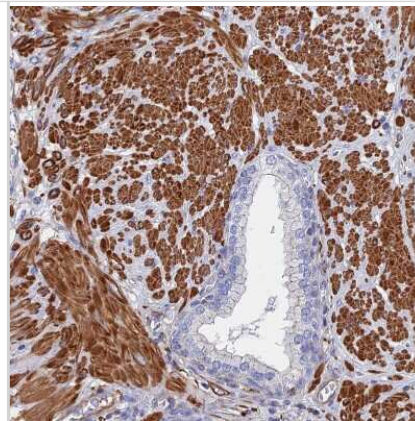
Immunohistochemistry-Paraffin: STRA6 Antibody [NBP1-83719] - Staining of human placenta shows strong membranous positivity in trophoblastic cells.




Immunohistochemistry-Paraffin: STRA6 Antibody [NBP1-83719] - Staining of human testis shows weak membranous positivity in cells in seminiferous ducts.



Immunohistochemistry-Paraffin: STRA6 Antibody [NBP1-83719] - Staining of human prostate shows moderate cytoplasmic positivity in smooth muscle cells.



Analysis in human cell line SH-SY5Y.



Publications

Zhou C, Honeke T, Rohner E et al. STRA6 is essential for induction of vascular smooth muscle lineages in human embryonic cardiac outflow tract development Cardiovascular Research 2023-05-22 [PMID: 36635482] (Western Blot, Block/Neutralize)



Novus Biologicals USA

10730 E. Briarwood Avenue
Centennial, CO 80112
USA
Phone: 303.730.1950
Toll Free: 1.888.506.6887
Fax: 303.730.1966
nb-customerservice@bio-techne.com

Bio-Techne Canada

21 Canmotor Ave
Toronto, ON M8Z 4E6
Canada
Phone: 905.827.6400
Toll Free: 855.668.8722
Fax: 905.827.6402
canada.inquires@bio-techne.com

Bio-Techne Ltd

19 Barton Lane
Abingdon Science Park
Abingdon, OX14 3NB, United Kingdom
Phone: (44) (0) 1235 529449
Free Phone: 0800 37 34 15
Fax: (44) (0) 1235 533420
info.EMEA@bio-techne.com

General Contact Information

www.novusbio.com
Technical Support: nb-technical@bio-techne.com
Orders: nb-customerservice@bio-techne.com
General: novus@novusbio.com

Products Related to NBP1-83719

NBP1-83719PEP	STRA6 Recombinant Protein Antigen
NBP2-33376H	Blue Marker Antibody (6F4-F6) [HRP]
HAF008	Goat anti-Rabbit IgG Secondary Antibody [HRP]
NB7160	Goat anti-Rabbit IgG (H+L) Secondary Antibody [HRP]
NBP2-24891	Rabbit IgG Isotype Control

Limitations

This product is for research use only and is not approved for use in humans or in clinical diagnosis. Primary Antibodies are guaranteed for 1 year from date of receipt.

For more information on our 100% guarantee, please visit www.novusbio.com/guarantee

Earn gift cards/discounts by submitting a review: www.novusbio.com/reviews/submit/NBP1-83719

Earn gift cards/discounts by submitting a publication using this product:
www.novusbio.com/publications

