

Product Datasheet

PIWIL4 Antibody - BSA Free

NBP1-83491

Unit Size: 0.1 ml

Store at 4C short term. Aliquot and store at -20C long term. Avoid freeze-thaw cycles.

www.novusbio.com



technical@novusbio.com

Publications: 1

Protocols, Publications, Related Products, Reviews, Research Tools and Images at:
www.novusbio.com/NBP1-83491

Updated 12/2/2025 v.20.1

Earn rewards for product
reviews and publications.

Submit a publication at www.novusbio.com/publications

Submit a review at www.novusbio.com/reviews/destination/NBP1-83491



NBP1-83491

PIWIL4 Antibody - BSA Free

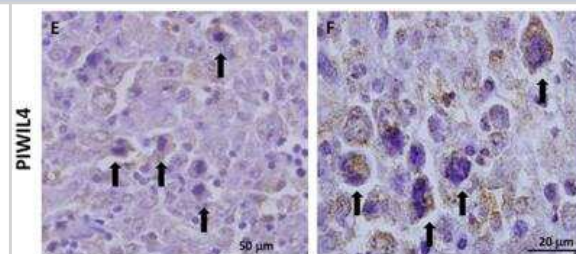
Product Information	
Unit Size	0.1 ml
Concentration	Concentrations vary lot to lot. See vial label for concentration. If unlisted please contact technical services.
Storage	Store at 4C short term. Aliquot and store at -20C long term. Avoid freeze-thaw cycles.
Clonality	Polyclonal
Preservative	0.02% Sodium Azide
Isotype	IgG
Purity	Affinity purified
Buffer	PBS (pH 7.2) and 40% Glycerol

Product Description	
Description	Novus Biologicals Rabbit PIWIL4 Antibody - BSA Free (NBP1-83491) is a polyclonal antibody validated for use in IHC. Anti-PIWIL4 Antibody: Cited in 1 publication. All Novus Biologicals antibodies are covered by our 100% guarantee.
Host	Rabbit
Gene ID	143689
Gene Symbol	PIWIL4
Species	Human
Immunogen	This antibody was developed against Recombinant Protein corresponding to amino acids: AQSLNTWLILCSDRTEYVAESFLNCLRRVAGSMGFNVDYPKIHKVQENPAAFVR AIQQYVDPDVQLVMCILPSNQKTTYDSI

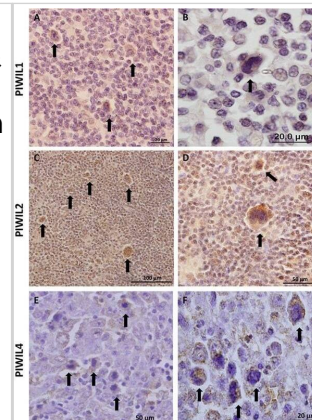
Product Application Details	
Applications	Immunohistochemistry-Paraffin, Immunohistochemistry
Recommended Dilutions	Immunohistochemistry 1:500 - 1:1000, Immunohistochemistry-Paraffin 1:500 - 1:1000
Application Notes	For IHC-Paraffin, HIER pH 6 retrieval is recommended.

Images

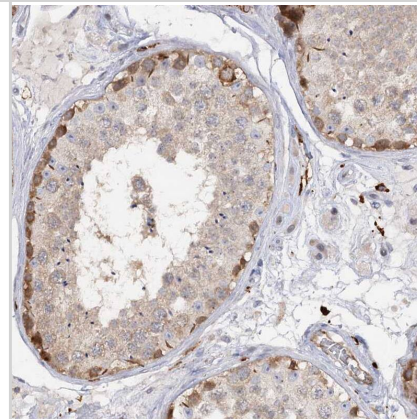
Immunohistochemistry: PIWIL4 Antibody [NBP1-83491] - Immunohistochemistry of protein expression of Piwil4 E, F in patient lymph nodes. Arrows indicate representative HRS cells. Image collected and cropped by CiteAb from the following publication (<https://www.oncotarget.com/article/10015/>) licensed under a CC-BY license.



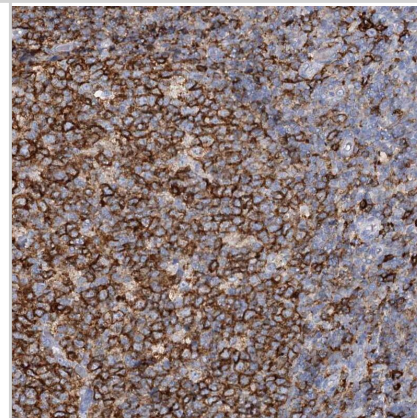
Immunohistochemistry-Paraffin: PIWIL4 Antibody [NBP1-83491] - Immunohistochemistry of protein expression of Piwil1A, B, Piwil2 C, D. & Piwil4 E, F. in patient lymph nodes. Arrows indicate representative HRS cells. Image collected & cropped by CiteAb from the following publication (<https://pubmed.ncbi.nlm.nih.gov/27329591>), licensed under a CC-BY license. Not internally tested by Novus Biologicals.



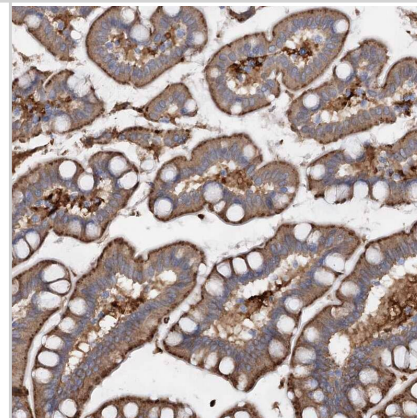
Staining of human testis shows moderate cytoplasmic and membranous positivity in cells in seminiferous ducts.



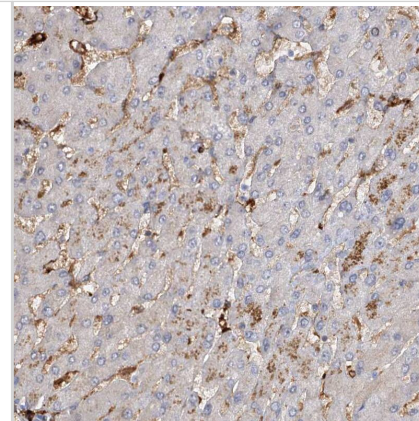
Staining of human tonsil shows moderate cytoplasmic and membranous positivity in germinal and non germinal center cells.



Staining of human small intestine shows moderate cytoplasmic and membranous positivity in glandular cells.



Staining of human liver shows no positivity in hepatocytes as expected.



Publications

Cordeiro A, Navarro A, Gaya A et al. PiwiRNA-651 as marker of treatment response and survival in classical Hodgkin lymphoma. *Oncotarget* 2016-06-14 [PMID: 27329591]



Novus Biologicals USA

10730 E. Briarwood Avenue
Centennial, CO 80112
USA
Phone: 303.730.1950
Toll Free: 1.888.506.6887
Fax: 303.730.1966
nb-customerservice@bio-techne.com

Bio-Techne Canada

21 Canmotor Ave
Toronto, ON M8Z 4E6
Canada
Phone: 905.827.6400
Toll Free: 855.668.8722
Fax: 905.827.6402
canada.inquires@bio-techne.com

Bio-Techne Ltd

19 Barton Lane
Abingdon Science Park
Abingdon, OX14 3NB, United Kingdom
Phone: (44) (0) 1235 529449
Free Phone: 0800 37 34 15
Fax: (44) (0) 1235 533420
info.EMEA@bio-techne.com

General Contact Information

www.novusbio.com
Technical Support: nb-technical@bio-techne.com
Orders: nb-customerservice@bio-techne.com
General: novus@novusbio.com

Products Related to NBP1-83491

NBP1-83491PEP	PIWIL4 Recombinant Protein Antigen
HAF008	Goat anti-Rabbit IgG Secondary Antibody [HRP]
NB7160	Goat anti-Rabbit IgG (H+L) Secondary Antibody [HRP]
NBP2-24891	Rabbit IgG Isotype Control

Limitations

This product is for research use only and is not approved for use in humans or in clinical diagnosis. Primary Antibodies are guaranteed for 1 year from date of receipt.

For more information on our 100% guarantee, please visit www.novusbio.com/guarantee

Earn gift cards/discounts by submitting a review: www.novusbio.com/reviews/submit/NBP1-83491

Earn gift cards/discounts by submitting a publication using this product:
www.novusbio.com/publications

