

Product Datasheet

DDX21 Antibody - BSA Free NBP1-83310

Unit Size: 0.1 ml

Store at 4C short term. Aliquot and store at -20C long term. Avoid freeze-thaw cycles.

www.novusbio.com



technical@novusbio.com

Reviews: 1 Publications: 13

Protocols, Publications, Related Products, Reviews, Research Tools and Images at:
www.novusbio.com/NBP1-83310

Updated 3/17/2026 v.20.1

**Earn rewards for product
reviews and publications.**

Submit a publication at www.novusbio.com/publications

Submit a review at www.novusbio.com/reviews/destination/NBP1-83310



NBP1-83310

DDX21 Antibody - BSA Free

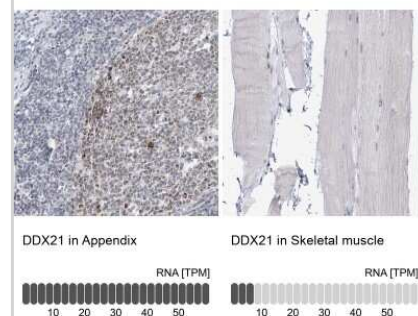
Product Information	
Unit Size	0.1 ml
Concentration	Concentrations vary lot to lot. See vial label for concentration. If unlisted please contact technical services.
Storage	Store at 4C short term. Aliquot and store at -20C long term. Avoid freeze-thaw cycles.
Clonality	Polyclonal
Preservative	0.02% Sodium Azide
Isotype	IgG
Purity	Affinity purified
Buffer	PBS (pH 7.2) and 40% Glycerol

Product Description	
Host	Rabbit
Gene ID	9188
Gene Symbol	DDX21
Species	Human, Mouse, Zebrafish
Reactivity Notes	Mouse reactivity reported in scientific literature (PMID: 31128943). Zebrafish reported in scientific literature (PMID:32231306).
Immunogen	This antibody was developed against Recombinant Protein corresponding to amino acids: KPKSDKTEEIAEEEEETVFPKAKQVKKKAEPSEVDMNSPKSKKAKKKEEPSQNDI SPKTKSLRKKKEPIEKVV

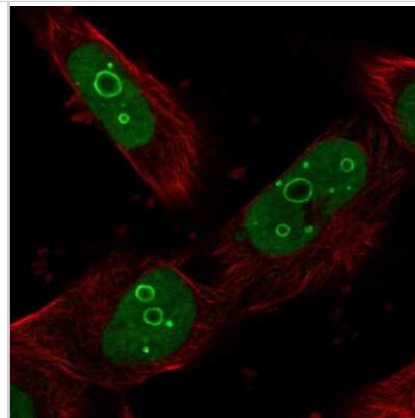
Product Application Details	
Applications	Western Blot, Immunohistochemistry-Paraffin, Immunocytochemistry/ Immunofluorescence, Immunohistochemistry
Recommended Dilutions	Western Blot 0.04-0.4 ug/ml, Immunohistochemistry 1:500 - 1:1000, Immunocytochemistry/ Immunofluorescence 0.25-2 ug/ml, Immunohistochemistry-Paraffin 1:500 - 1:1000
Application Notes	IHC-Paraffin, HIER pH 6 retrieval is recommended. ICC/IF, Fixation Permeabilization: Use PFA/Triton X-100.

Images

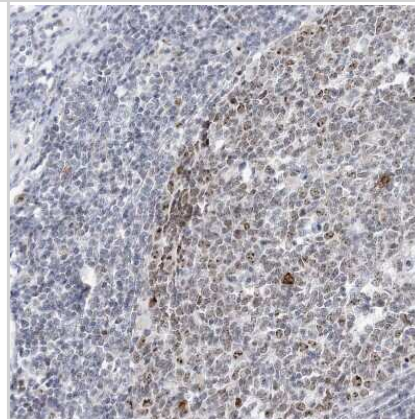
Immunohistochemistry-Paraffin: DDX21 Antibody [NBP1-83310] - Analysis in human appendix and skeletal muscle tissues using NBP1-83310 antibody. Corresponding DDX21 RNA-seq data are presented for the same tissues.




Immunocytochemistry/Immunofluorescence: DDX21 Antibody [NBP1-83310] - Staining of human cell line U-251 MG shows localization to nucleus & nucleoli. Antibody staining shown in green.



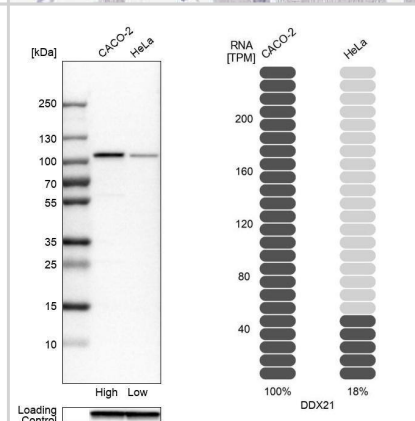
Immunohistochemistry-Paraffin: DDX21 Antibody [NBP1-83310] - Staining of human appendix shows strong positivity in nucleoli in lymphoid tissue.



Immunohistochemistry-Paraffin: DDX21 Antibody [NBP1-83310] - Staining of human skeletal muscle shows no positivity in nucleoli in myocytes as expected.



Analysis in human cell lines Caco-2 and HeLa using Anti-DDX21 antibody. Corresponding DDX21 RNA-seq data are presented for the same cell lines. Loading control: Anti-GAPDH.



Publications

Putra V, Hulme AJ, Tee AE et al. The RNA-helicase DDX21 upregulates CEP55 expression and promotes neuroblastoma *Molecular Oncology* 2021-04-01 [PMID: 33497018] (In vitro assay, Human)

Sun YM, Zhu SX, Chen XT, Pan Q et al. lncRNAs maintain the functional phase state of nucleolar prion-like protein to facilitate rRNA processing *Mol Cell* 2024-11-23 [PMID: 39579766]

McMahon KA, Stroud DA, Gambin Y et al. Cavin3 released from caveolae interacts with BRCA1 to regulate the cellular stress response *eLife* 2021-06-18 [PMID: 34142659]

Hao JD, Liu QL, Liu MX, Yang X et al. DDX21 mediates co-transcriptional RNA m(6)A modification to promote transcription termination and genome stability *Mol Cell* 2024-04-03 [PMID: 38569554]

Miao W, Porter DF, Lopez-Pajares V et al. Glucose dissociates DDX21 dimers to regulate mRNA splicing and tissue differentiation *Cell* 2023-01-05 [PMID: 36608661] (Human)

Details:

1:50 dilution used

Shao W, Bi X, Pan Y et al. Phase separation of RNA-binding protein promotes polymerase binding and transcription *Nature chemical biology* 2022-01-01 [PMID: 34916619] (WB)

Koltowska K, Okuda KS, Gloger M Et al. The RNA helicase Ddx21 controls Vegfc-driven developmental lymphangiogenesis by balancing endothelial cell ribosome biogenesis and p53 function *Nature cell biology* 2021-11-01 [PMID: 34750583] (ICC/IF, KD, WB, Human)

Santoriello C, Sporrij A, Yang S et al. RNA helicase DDX21 mediates nucleotide stress responses in neural crest and melanoma cells *Nat. Cell Biol.* 2020-04-01 [PMID: 32231306] (ICC/IF, Zebrafish)

Argaud D, Boulanger MC, Chignon A et al. Enhancer-mediated enrichment of interacting JMJD3-DDX21 to ENPP2 locus prevents R-loop formation and promotes transcription *Nucleic Acids Res.* 2019-06-28 [PMID: 31251802] (Chemotaxis, WB, Human)

Krishnan P, Moreno PR, Turnbull IC et al. RNA Targets Ribogenesis Factor WDR43 to Chromatin for Transcription and Pluripotency Control *Mol. Cell* 2019-05-17 [PMID: 31128943] (ICC/IF, WB, Mouse)

Calo E, Gu B, et al. Tissue-selective effects of nucleolar stress and rDNA damage in developmental disorders. *Nature* 2018-02-01 [PMID: 29364875]

Calo E, Flynn RA, Martin L et al. RNA helicase DDX21 coordinates transcription and ribosomal RNA processing. *Nature* 2015-02-12 [PMID: 25470060] (Chemotaxis)

More publications at <http://www.novusbio.com/NBP1-83310>





Novus Biologicals USA

10730 E. Briarwood Avenue
Centennial, CO 80112
USA
Phone: 303.730.1950
Toll Free: 1.888.506.6887
Fax: 303.730.1966
nb-customerservice@bio-techne.com

Bio-Techne Canada

21 Canmotor Ave
Toronto, ON M8Z 4E6
Canada
Phone: 905.827.6400
Toll Free: 855.668.8722
Fax: 905.827.6402
canada.inquires@bio-techne.com

Bio-Techne Ltd

19 Barton Lane
Abingdon Science Park
Abingdon, OX14 3NB, United Kingdom
Phone: (44) (0) 1235 529449
Free Phone: 0800 37 34 15
Fax: (44) (0) 1235 533420
info.EMEA@bio-techne.com

General Contact Information

www.novusbio.com
Technical Support: nb-technical@bio-techne.com
Orders: nb-customerservice@bio-techne.com
General: novus@novusbio.com

Products Related to NBP1-83310

NBP1-83310PEP	DDX21 Recombinant Protein Antigen
HAF008	Goat anti-Rabbit IgG Secondary Antibody [HRP]
NB7160	Goat anti-Rabbit IgG (H+L) Secondary Antibody [HRP]
NBP2-24891	Rabbit IgG Isotype Control

Limitations

This product is for research use only and is not approved for use in humans or in clinical diagnosis. Primary Antibodies are guaranteed for 1 year from date of receipt.

For more information on our 100% guarantee, please visit www.novusbio.com/guarantee

Earn gift cards/discounts by submitting a review: www.novusbio.com/reviews/submit/NBP1-83310

Earn gift cards/discounts by submitting a publication using this product:
www.novusbio.com/publications

