

Product Datasheet

USP13 Antibody - BSA Free

NBP1-83088

Unit Size: 0.1 ml

Store at 4C short term. Aliquot and store at -20C long term. Avoid freeze-thaw cycles.

www.novusbio.com



technical@novusbio.com

Publications: 2

Protocols, Publications, Related Products, Reviews, Research Tools and Images at:
www.novusbio.com/NBP1-83088

Updated 12/2/2025 v.20.1

Earn rewards for product
reviews and publications.

Submit a publication at www.novusbio.com/publications

Submit a review at www.novusbio.com/reviews/destination/NBP1-83088



NBP1-83088

USP13 Antibody - BSA Free

Product Information	
Unit Size	0.1 ml
Concentration	Concentrations vary lot to lot. See vial label for concentration. If unlisted please contact technical services.
Storage	Store at 4C short term. Aliquot and store at -20C long term. Avoid freeze-thaw cycles.
Clonality	Polyclonal
Preservative	0.02% Sodium Azide
Isotype	IgG
Purity	Affinity purified
Buffer	PBS (pH 7.2) and 40% Glycerol

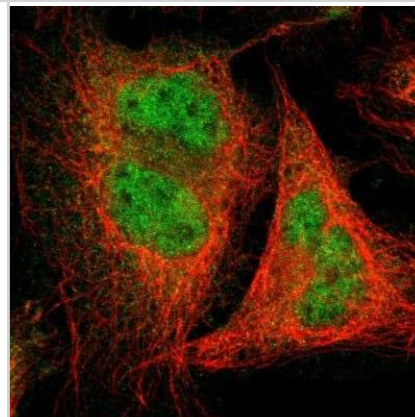
Product Description	
Description	Novus Biologicals Rabbit USP13 Antibody - BSA Free (NBP1-83088) is a polyclonal antibody validated for use in IHC and ICC/IF. Anti-USP13 Antibody: Cited in 2 publications. All Novus Biologicals antibodies are covered by our 100% guarantee.
Host	Rabbit
Gene ID	8975
Gene Symbol	USP13
Species	Human
Reactivity Notes	Reactivity reported in scientific literature (PMID: 22093360)
Immunogen	This antibody was developed against Recombinant Protein corresponding to amino acids: RKAVYFTGNMGAEVAFNWIIVHMEEPDAEPLTMPGYGGAASAGASVFGASG LDNQPPEEIVAIITSMGFQRNQAIQALRATNNLERALDWIFSHPEFEEDSDFVI EMENNANANIISEAKPEGPRVKDGSPTYELFAFISH

Product Application Details	
Applications	Immunohistochemistry-Paraffin, Immunocytochemistry/ Immunofluorescence, Immunohistochemistry
Recommended Dilutions	Immunohistochemistry 1:200 - 1:500, Immunocytochemistry/ Immunofluorescence 0.25-2 ug/ml, Immunohistochemistry-Paraffin 1:200 - 1:500
Application Notes	IHC reported in scientific literature (PMID: 26625006). For IHC-Paraffin, HIER pH 6 retrieval is recommended. Immunocytochemistry/Immunofluorescence Fixation Permeabilization: Use PFA/Triton X-100.

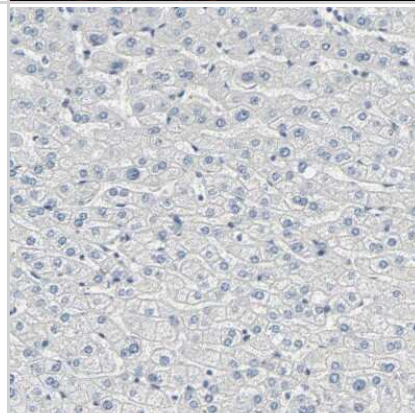


Images

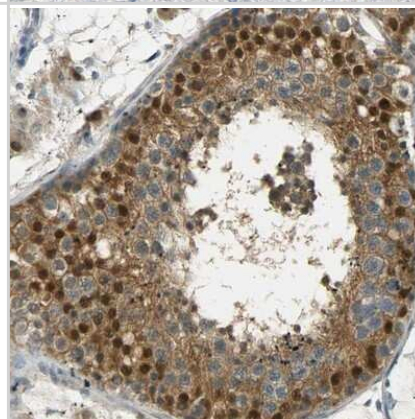
Immunocytochemistry/Immunofluorescence: USP13 Antibody [NBP1-83088] - Staining of human cell line U-2 OS shows positivity in nucleus but not nucleoli and cytoplasm.



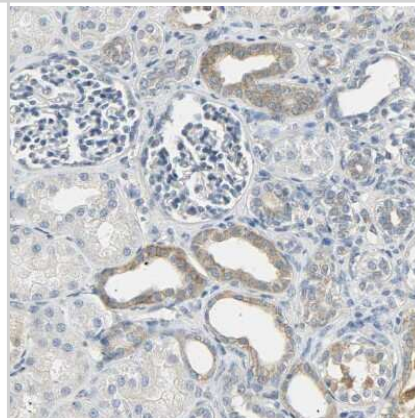
Immunohistochemistry: USP13 Antibody [NBP1-83088] - Staining of human liver shows no positivity in hepatocytes as expected.



Immunohistochemistry-Paraffin: USP13 Antibody [NBP1-83088] - Staining of human testis shows strong nuclear and cytoplasmic positivity in cells in seminiferous ducts.



Immunohistochemistry-Paraffin: USP13 Antibody [NBP1-83088] - Staining of human kidney shows weak cytoplasmic positivity in cells in tubules.



Publications

Hoi-Hung Cheung, Yanzhou Yang, Tin-Lap Lee et al. Hypermethylation of genes in testicular embryonal carcinomas. *British Journal of Cancer* 2015-12-01 [PMID: 26625006] (IF/IHC, Human)

Kato BS, Nicholson G, Neiman M et al. Variance decomposition of protein profiles from antibody arrays using a longitudinal twin model. *Proteome Sci* 2011-11-17 [PMID: 22093360]





Novus Biologicals USA

10730 E. Briarwood Avenue
Centennial, CO 80112
USA
Phone: 303.730.1950
Toll Free: 1.888.506.6887
Fax: 303.730.1966
nb-customerservice@bio-techne.com

Bio-Techne Canada

21 Canmotor Ave
Toronto, ON M8Z 4E6
Canada
Phone: 905.827.6400
Toll Free: 855.668.8722
Fax: 905.827.6402
canada.inquires@bio-techne.com

Bio-Techne Ltd

19 Barton Lane
Abingdon Science Park
Abingdon, OX14 3NB, United Kingdom
Phone: (44) (0) 1235 529449
Free Phone: 0800 37 34 15
Fax: (44) (0) 1235 533420
info.EMEA@bio-techne.com

General Contact Information

www.novusbio.com
Technical Support: nb-technical@bio-techne.com
Orders: nb-customerservice@bio-techne.com
General: novus@novusbio.com

Products Related to NBP1-83088

NBP1-83088PEP	USP13 Recombinant Protein Antigen
HAF008	Goat anti-Rabbit IgG Secondary Antibody [HRP]
NB7160	Goat anti-Rabbit IgG (H+L) Secondary Antibody [HRP]
NBP2-24891	Rabbit IgG Isotype Control

Limitations

This product is for research use only and is not approved for use in humans or in clinical diagnosis. Primary Antibodies are guaranteed for 1 year from date of receipt.

For more information on our 100% guarantee, please visit www.novusbio.com/guarantee

Earn gift cards/discounts by submitting a review: www.novusbio.com/reviews/submit/NBP1-83088

Earn gift cards/discounts by submitting a publication using this product:
www.novusbio.com/publications

