

Product Datasheet

IZUMO1 Antibody - BSA Free NBP1-83086

Unit Size: 0.1 ml

Store at 4C short term. Aliquot and store at -20C long term. Avoid freeze-thaw cycles.

www.novusbio.com



technical@novusbio.com

Reviews: 1 Publications: 1

Protocols, Publications, Related Products, Reviews, Research Tools and Images at:
www.novusbio.com/NBP1-83086

Updated 12/2/2025 v.20.1

**Earn rewards for product
reviews and publications.**

Submit a publication at www.novusbio.com/publications

Submit a review at www.novusbio.com/reviews/destination/NBP1-83086



NBP1-83086

IZUMO1 Antibody - BSA Free

Product Information	
Unit Size	0.1 ml
Concentration	Concentrations vary lot to lot. See vial label for concentration. If unlisted please contact technical services.
Storage	Store at 4C short term. Aliquot and store at -20C long term. Avoid freeze-thaw cycles.
Clonality	Polyclonal
Preservative	0.02% Sodium Azide
Isotype	IgG
Purity	Affinity purified
Buffer	PBS (pH 7.2) and 40% Glycerol

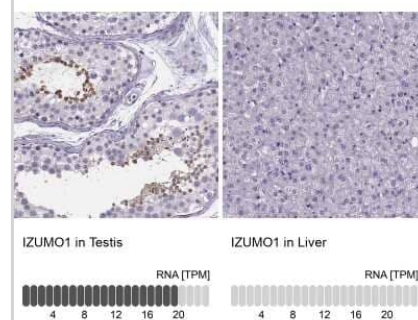
Product Description	
Description	Novus Biologicals Rabbit IZUMO1 Antibody - BSA Free (NBP1-83086) is a polyclonal antibody validated for use in IHC, WB and ICC/IF. Anti-IZUMO1 Antibody: Cited in 1 publication. All Novus Biologicals antibodies are covered by our 100% guarantee.
Host	Rabbit
Gene ID	284359
Gene Symbol	IZUMO1
Species	Human, Porcine
Reactivity Notes	Porcine reactivity reported from a verified customer review.
Immunogen	This antibody was developed against Recombinant Protein corresponding to amino acids: VVLALKSLEKDYLPGHLDKHHKAMMVERNVAVKDFQELSLNEDAYMGVVDE ATLQKGSWSLLKDLKRITDSVKGDLFVKELFWMLHLQKETFATYVARFQKEA YCPNKCGVMLQTLIWCKNCKKEVHACRKS YDCGERNVEVPQM

Product Application Details	
Applications	Western Blot, Immunohistochemistry-Paraffin, Immunohistochemistry, Immunocytochemistry
Recommended Dilutions	Western Blot 0.04-0.4 ug/ml, Immunohistochemistry 1:1000 - 1:2500, Immunohistochemistry-Paraffin 1:1000 - 1:2500, Immunocytochemistry
Application Notes	For IHC-Paraffin, HIER pH 6 retrieval is recommended. Use in Immunocytochemistry reported in scientific literature (PMID:31391940). IZUMO1 antibody validated for WB from a verified customer review.

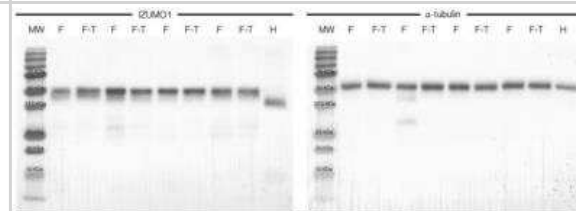


Images

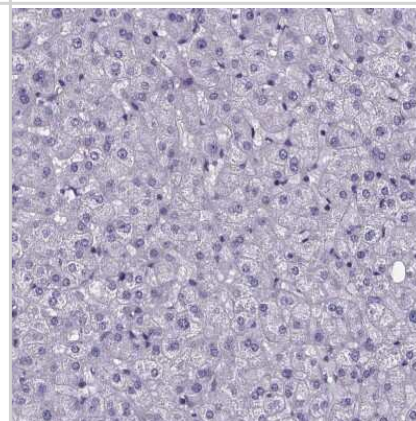
Immunohistochemistry-Paraffin: IZUMO1 Antibody [NBP1-83086] - Analysis in human testis and liver tissues. Corresponding IZUMO1 RNA-seq data are presented for the same tissues.



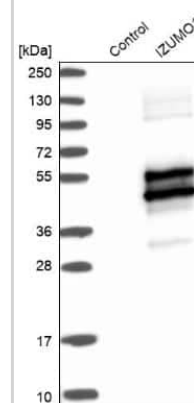
Western Blot: IZUMO1 Antibody [NBP1-83086] - Protein extracts from four different pig ejaculates and a human sample. Lanes F: fresh sperm. Lanes F-T: frozen-thawed sperm. Lanes H: human fresh sperm. Image submitted by a verified customer review.



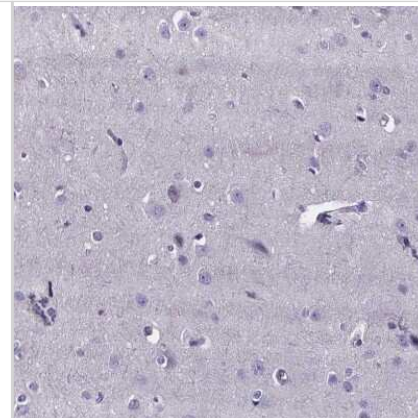
Immunohistochemistry-Paraffin: IZUMO1 Antibody [NBP1-83086] - Staining of human liver shows no positivity in hepatocytes as expected.



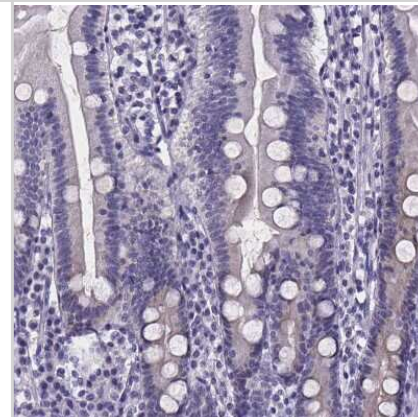
Western Blot: IZUMO1 Antibody [NBP1-83086] - Analysis in control (vector only transfected HEK293T lysate) and IZUMO1 over-expression lysate (Co-expressed with a C-terminal myc-DDK tag (3.1 kDa) in mammalian HEK293T cells).



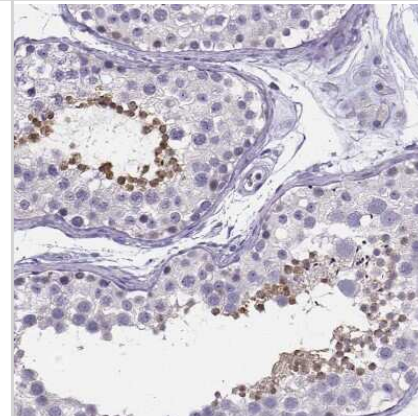
Immunohistochemistry-Paraffin: IZUMO1 Antibody [NBP1-83086] - Staining of human cerebral cortex shows no positivity in neurons as expected.



Immunohistochemistry-Paraffin: IZUMO1 Antibody [NBP1-83086] - Staining of human duodenum shows no positivity in glandular cells as expected.



Immunohistochemistry-Paraffin: IZUMO1 Antibody [NBP1-83086] - Staining of human testis shows weak to moderate cytoplasmic positivity in spermatids.



Publications

Llavanera M, Delgado-Bermúdez A, Fernandez-Fuertes B, et al. GSTM3, but not IZUMO1, is a cryotolerance marker of boar sperm. *J Anim Sci Biotechnol.* 2019-08-05 [PMID: 31391940] (WB, ICC, Human, Porcine)



Novus Biologicals USA

10730 E. Briarwood Avenue
Centennial, CO 80112
USA
Phone: 303.730.1950
Toll Free: 1.888.506.6887
Fax: 303.730.1966
nb-customerservice@bio-techne.com

Bio-Techne Canada

21 Canmotor Ave
Toronto, ON M8Z 4E6
Canada
Phone: 905.827.6400
Toll Free: 855.668.8722
Fax: 905.827.6402
canada.inquires@bio-techne.com

Bio-Techne Ltd

19 Barton Lane
Abingdon Science Park
Abingdon, OX14 3NB, United Kingdom
Phone: (44) (0) 1235 529449
Free Phone: 0800 37 34 15
Fax: (44) (0) 1235 533420
info.EMEA@bio-techne.com

General Contact Information

www.novusbio.com
Technical Support: nb-technical@bio-techne.com
Orders: nb-customerservice@bio-techne.com
General: novus@novusbio.com

Products Related to NBP1-83086

NBP1-83086PEP	IZUMO1 Recombinant Protein Antigen
NBP2-33376H	Blue Marker Antibody (6F4-F6) [HRP]
HAF008	Goat anti-Rabbit IgG Secondary Antibody [HRP]
NB7160	Goat anti-Rabbit IgG (H+L) Secondary Antibody [HRP]
NBP2-24891	Rabbit IgG Isotype Control

Limitations

This product is for research use only and is not approved for use in humans or in clinical diagnosis. Primary Antibodies are guaranteed for 1 year from date of receipt.

For more information on our 100% guarantee, please visit www.novusbio.com/guarantee

Earn gift cards/discounts by submitting a review: www.novusbio.com/reviews/submit/NBP1-83086

Earn gift cards/discounts by submitting a publication using this product:
www.novusbio.com/publications

