

# Product Datasheet

## SEC16A Antibody - BSA Free NBP1-83016

Unit Size: 0.1 ml

Store at 4C short term. Aliquot and store at -20C long term. Avoid freeze-thaw cycles.

[www.novusbio.com](http://www.novusbio.com)



[technical@novusbio.com](mailto:technical@novusbio.com)

### Publications: 1

Protocols, Publications, Related Products, Reviews, Research Tools and Images at:  
[www.novusbio.com/NBP1-83016](http://www.novusbio.com/NBP1-83016)

Updated 12/16/2025 v.20.1

Earn rewards for product  
reviews and publications.

Submit a publication at [www.novusbio.com/publications](http://www.novusbio.com/publications)

Submit a review at [www.novusbio.com/reviews/destination/NBP1-83016](http://www.novusbio.com/reviews/destination/NBP1-83016)



**NBP1-83016**

SEC16A Antibody - BSA Free

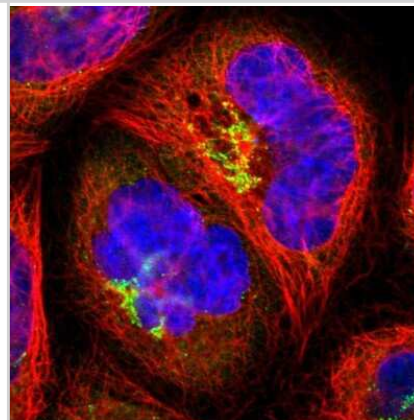
Product Information	
<b>Unit Size</b>	0.1 ml
<b>Concentration</b>	Concentrations vary lot to lot. See vial label for concentration. If unlisted please contact technical services.
<b>Storage</b>	Store at 4C short term. Aliquot and store at -20C long term. Avoid freeze-thaw cycles.
<b>Clonality</b>	Polyclonal
<b>Preservative</b>	0.02% Sodium Azide
<b>Isotype</b>	IgG
<b>Purity</b>	Affinity purified
<b>Buffer</b>	PBS (pH 7.2) and 40% Glycerol

Product Description	
<b>Description</b>	Novus Biologicals Rabbit SEC16A Antibody - BSA Free (NBP1-83016) is a polyclonal antibody validated for use in IHC, WB and ICC/IF. Anti-SEC16A Antibody: Cited in 1 publication. All Novus Biologicals antibodies are covered by our 100% guarantee.
<b>Host</b>	Rabbit
<b>Gene ID</b>	9919
<b>Gene Symbol</b>	SEC16A
<b>Species</b>	Human
<b>Immunogen</b>	This antibody was developed against Recombinant Protein corresponding to amino acids: PLPIPSNLFVPTPDAEEPQLPDGTGREGPAAARGLANPEPAPEPKAPGDLPAAGPPSGAMPFYNPAQ

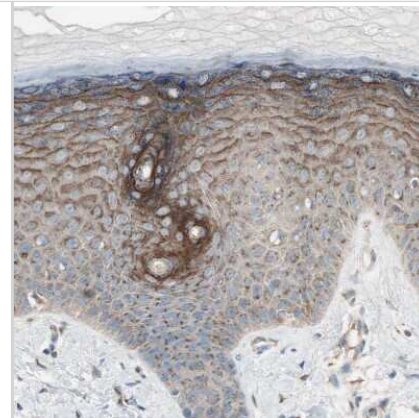
Product Application Details	
<b>Applications</b>	Western Blot, Immunohistochemistry-Paraffin, Immunocytochemistry/Immunofluorescence, Immunohistochemistry
<b>Recommended Dilutions</b>	Western Blot 0.04-0.4 ug/ml, Immunohistochemistry 1:50 - 1:200, Immunocytochemistry/ Immunofluorescence 0.25-2 ug/ml, Immunohistochemistry-Paraffin 1:50 - 1:200
<b>Application Notes</b>	IHC-Paraffin, HIER pH 6 retrieval is recommended. ICC/IF, Fixation/Permeabilization: PFA/Triton X-100.

**Images**

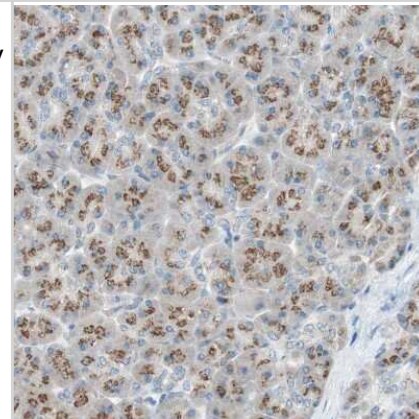
Immunocytochemistry/Immunofluorescence: SEC16A Antibody [NBP1-83016] - Staining of human cell line A-431 shows localization to endoplasmic reticulum & the Golgi apparatus. Antibody staining is shown in green.



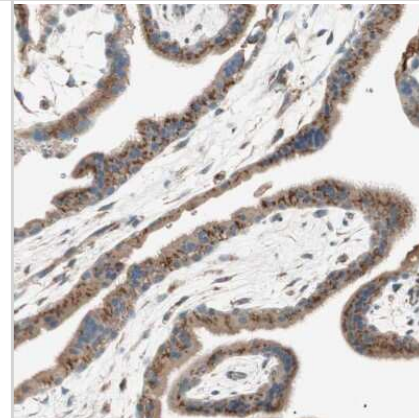
Immunohistochemistry-Paraffin: SEC16A Antibody [NBP1-83016] - Staining of human skin shows strong cytoplasmic granular positivity in squamous epithelial cells.



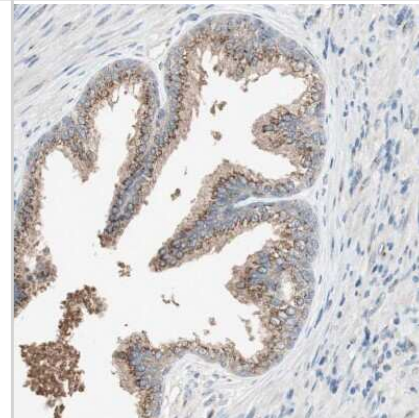
Immunohistochemistry-Paraffin: SEC16A Antibody [NBP1-83016] - Staining of human pancreas shows strong cytoplasmic granular positivity in exocrine glandular cells.



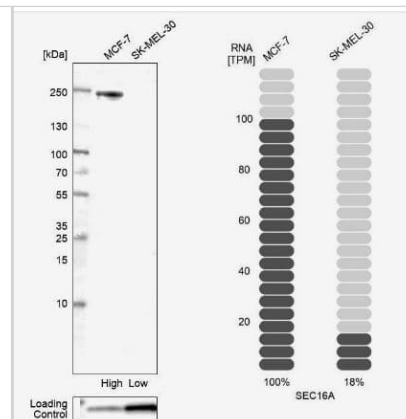
Immunohistochemistry-Paraffin: SEC16A Antibody [NBP1-83016] - Staining of human placenta shows strong cytoplasmic granular positivity in trophoblastic cells.



Immunohistochemistry-Paraffin: SEC16A Antibody [NBP1-83016] - Staining of human prostate shows strong cytoplasmic granular positivity in glandular cells.



Western Blot: SEC16A Antibody [NBP1-83016] -Analysis in human cell lines MCF-7 and SK-MEL-30 using Anti-SEC16A antibody.  
Corresponding SEC16A RNA-seq data are presented for the same cell lines. Loading control: Anti-PFN1.



## Publications

Willy JA, Young SK, Mosley AL et al. Function of Inhibitor of Brutons Tyrosine Kinase Isoform alpha (IBTKalpha) in Nonalcoholic Steatohepatitis links Autophagy and the Unfolded Protein Response J. Biol. Chem. 2017-07-14 [PMID: 28710282] (WB, Human)



### Novus Biologicals USA

10730 E. Briarwood Avenue  
Centennial, CO 80112  
USA  
Phone: 303.730.1950  
Toll Free: 1.888.506.6887  
Fax: 303.730.1966  
nb-customerservice@bio-techne.com

### Bio-Techne Canada

21 Canmotor Ave  
Toronto, ON M8Z 4E6  
Canada  
Phone: 905.827.6400  
Toll Free: 855.668.8722  
Fax: 905.827.6402  
canada.inquires@bio-techne.com

### Bio-Techne Ltd

19 Barton Lane  
Abingdon Science Park  
Abingdon, OX14 3NB, United Kingdom  
Phone: (44) (0) 1235 529449  
Free Phone: 0800 37 34 15  
Fax: (44) (0) 1235 533420  
info.EMEA@bio-techne.com

### General Contact Information

www.novusbio.com  
Technical Support: nb-technical@bio-techne.com  
Orders: nb-customerservice@bio-techne.com  
General: novus@novusbio.com

### Products Related to NBP1-83016

---

NBP1-83016PEP	SEC16A Recombinant Protein Antigen
NBP2-33376H	Blue Marker Antibody (6F4-F6) [HRP]
HAF008	Goat anti-Rabbit IgG Secondary Antibody [HRP]
NB7160	Goat anti-Rabbit IgG (H+L) Secondary Antibody [HRP]
NBP2-24891	Rabbit IgG Isotype Control

---

### Limitations

This product is for research use only and is not approved for use in humans or in clinical diagnosis. Primary Antibodies are guaranteed for 1 year from date of receipt.

For more information on our 100% guarantee, please visit [www.novusbio.com/guarantee](http://www.novusbio.com/guarantee)

Earn gift cards/discounts by submitting a review: [www.novusbio.com/reviews/submit/NBP1-83016](http://www.novusbio.com/reviews/submit/NBP1-83016)

Earn gift cards/discounts by submitting a publication using this product:  
[www.novusbio.com/publications](http://www.novusbio.com/publications)

