

Product Datasheet

NEK1 Antibody - BSA Free NBP1-82884

Unit Size: 0.1 ml

Store at 4C short term. Aliquot and store at -20C long term. Avoid freeze-thaw cycles.

www.novusbio.com



technical@novusbio.com

Reviews: 1

Protocols, Publications, Related Products, Reviews, Research Tools and Images at:
www.novusbio.com/NBP1-82884

Updated 12/2/2025 v.20.1

Earn rewards for product
reviews and publications.

Submit a publication at www.novusbio.com/publications

Submit a review at www.novusbio.com/reviews/destination/NBP1-82884



NBP1-82884

NEK1 Antibody - BSA Free

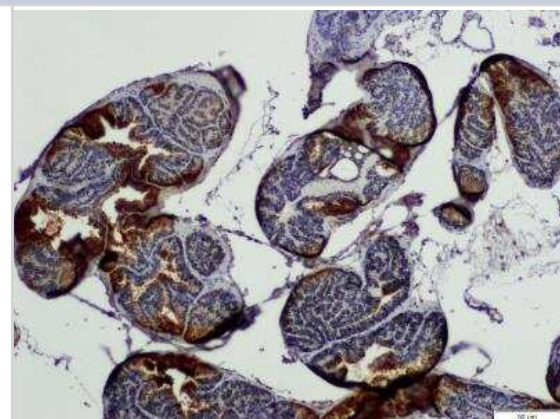
Product Information	
Unit Size	0.1 ml
Concentration	Concentrations vary lot to lot. See vial label for concentration. If unlisted please contact technical services.
Storage	Store at 4C short term. Aliquot and store at -20C long term. Avoid freeze-thaw cycles.
Clonality	Polyclonal
Preservative	0.02% Sodium Azide
Isotype	IgG
Purity	Affinity purified
Buffer	PBS (pH 7.2) and 40% Glycerol


Product Description	
Description	Novus Biologicals Rabbit NEK1 Antibody - BSA Free (NBP1-82884) is a polyclonal antibody validated for use in IHC. All Novus Biologicals antibodies are covered by our 100% guarantee.
Host	Rabbit
Gene ID	4750
Gene Symbol	NEK1
Species	Human, Mouse
Reactivity Notes	Mouse reactivity reported from a verified customer review.
Immunogen	This antibody was developed against Recombinant Protein corresponding to amino acids: NLKAQEDEKGGKQNLSDTFEINVHEDAKEHEKEKSVSSDRKKWEAGGQLVIPLD ELTLDTSFSTTERHTVGEVIKLGPNNGSPRRAWGKSPTDSVLKILGEAELQLQTE LLENTTIRSEISPEGEKYKPLITGEKKVQCISHEINPSA

Product Application Details	
Applications	Immunohistochemistry-Paraffin, Immunohistochemistry
Recommended Dilutions	Immunohistochemistry 1:200 - 1:500, Immunohistochemistry-Paraffin 1:200 - 1:500
Application Notes	For IHC-Paraffin, HIER pH 6 retrieval is recommended.

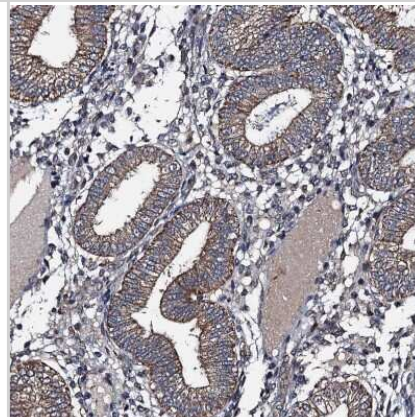
Images

Immunohistochemistry-Paraffin: NEK1 Antibody [NBP1-82884] - Nek1 expression in luminal cells of 12 weeks TRAMP mice prostate tissue. IHC-P image submitted by a verified customer review.

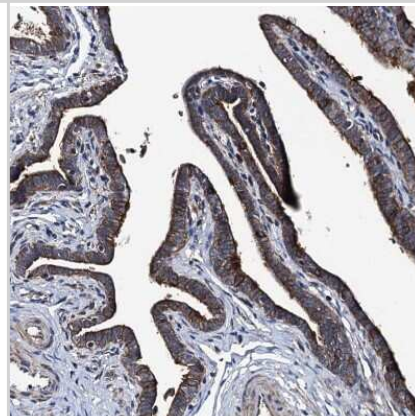


Immunohistochemistry-Paraffin: NEK1 Antibody [NBP1-82884] - Analysis in human testis and skin tissues. Corresponding NEK1 RNA-seq data are presented for the same tissues. 

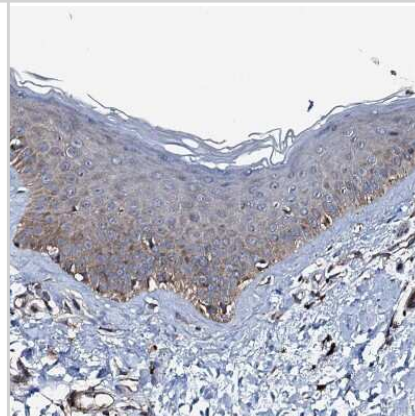
Immunohistochemistry-Paraffin: NEK1 Antibody [NBP1-82884] - Staining of human endometrium shows moderate membranous positivity in glandular cells.



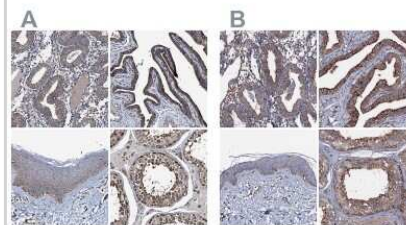
Immunohistochemistry-Paraffin: NEK1 Antibody [NBP1-82884] - Staining of human Fallopian tube shows strong cytoplasmic/ membranous positivity in glandular cells.



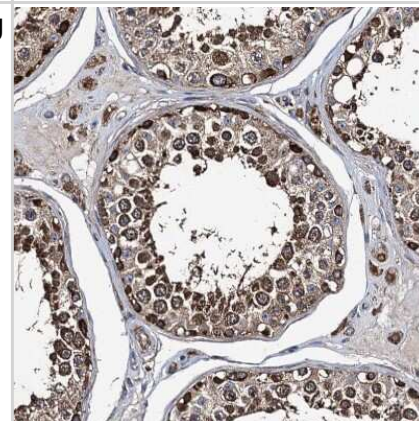
Immunohistochemistry-Paraffin: NEK1 Antibody [NBP1-82884] - Staining of human skin shows weak cytoplasmic positivity in squamous epithelial cells as expected.



Immunohistochemistry-Paraffin: NEK1 Antibody [NBP1-82884] - Staining of human colon, lymph node, placenta and testis using Anti-GATAD2A antibody (A) NBP1-82884 shows similar protein distribution across tissues to independent antibody NBP1-82883 (B).



Immunohistochemistry-Paraffin: NEK1 Antibody [NBP1-82884] - Staining of human testis shows strong cytoplasmic positivity in cells in seminiferous ducts.





Novus Biologicals USA

10730 E. Briarwood Avenue
Centennial, CO 80112
USA
Phone: 303.730.1950
Toll Free: 1.888.506.6887
Fax: 303.730.1966
nb-customerservice@bio-techne.com

Bio-Techne Canada

21 Canmotor Ave
Toronto, ON M8Z 4E6
Canada
Phone: 905.827.6400
Toll Free: 855.668.8722
Fax: 905.827.6402
canada.inquires@bio-techne.com

Bio-Techne Ltd

19 Barton Lane
Abingdon Science Park
Abingdon, OX14 3NB, United Kingdom
Phone: (44) (0) 1235 529449
Free Phone: 0800 37 34 15
Fax: (44) (0) 1235 533420
info.EMEA@bio-techne.com

General Contact Information

www.novusbio.com
Technical Support: nb-technical@bio-techne.com
Orders: nb-customerservice@bio-techne.com
General: novus@novusbio.com

Products Related to NBP1-82884

NBP1-82884PEP	NEK1 Recombinant Protein Antigen
HAF008	Goat anti-Rabbit IgG Secondary Antibody [HRP]
NB7160	Goat anti-Rabbit IgG (H+L) Secondary Antibody [HRP]
NBP2-24891	Rabbit IgG Isotype Control

Limitations

This product is for research use only and is not approved for use in humans or in clinical diagnosis. Primary Antibodies are guaranteed for 1 year from date of receipt.

For more information on our 100% guarantee, please visit www.novusbio.com/guarantee

Earn gift cards/discounts by submitting a review: www.novusbio.com/reviews/submit/NBP1-82884

Earn gift cards/discounts by submitting a publication using this product:
www.novusbio.com/publications

