

# Product Datasheet

## PNMA1 Antibody - BSA Free NBP1-82807

Unit Size: 0.1 ml

Store at 4C short term. Aliquot and store at -20C long term. Avoid freeze-thaw cycles.

[www.novusbio.com](http://www.novusbio.com)



[technical@novusbio.com](mailto:technical@novusbio.com)

Protocols, Publications, Related Products, Reviews, Research Tools and Images at:  
[www.novusbio.com/NBP1-82807](http://www.novusbio.com/NBP1-82807)

Updated 12/2/2025 v.20.1

Earn rewards for product  
reviews and publications.

Submit a publication at [www.novusbio.com/publications](http://www.novusbio.com/publications)

Submit a review at [www.novusbio.com/reviews/destination/NBP1-82807](http://www.novusbio.com/reviews/destination/NBP1-82807)



**NBP1-82807**

PNMA1 Antibody - BSA Free

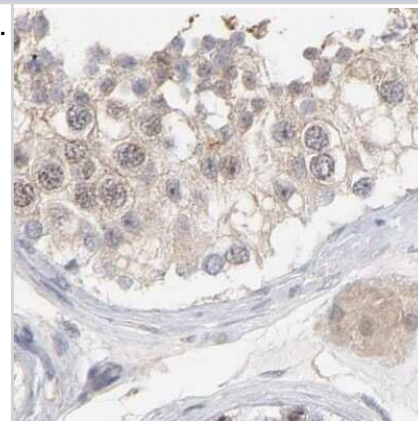
Product Information	
Unit Size	0.1 ml
Concentration	Concentrations vary lot to lot. See vial label for concentration. If unlisted please contact technical services.
Storage	Store at 4C short term. Aliquot and store at -20C long term. Avoid freeze-thaw cycles.
Clonality	Polyclonal
Preservative	0.02% Sodium Azide
Isotype	IgG
Purity	Affinity purified
Buffer	PBS (pH 7.2) and 40% Glycerol

Product Description	
Description	Novus Biologicals Rabbit PNMA1 Antibody - BSA Free (NBP1-82807) is a polyclonal antibody validated for use in IHC and WB. All Novus Biologicals antibodies are covered by our 100% guarantee.
Host	Rabbit
Gene ID	9240
Gene Symbol	PNMA1
Species	Human
Immunogen	This antibody was developed against Recombinant Protein corresponding to amino acids: MDVNSQRALLVWGIPVNCDEAEIEETLQAAMPQVSYRMLGRMFWREENAKAA LLELTGAVDYAAIPREMPGKGGVWVKVLFKPPTSDAEFLERLHLFLAREGWTVQ DVARVLGFQNPTPTPGPEMPAEMLNLYILDNVIQPLVESIWYKRLTL

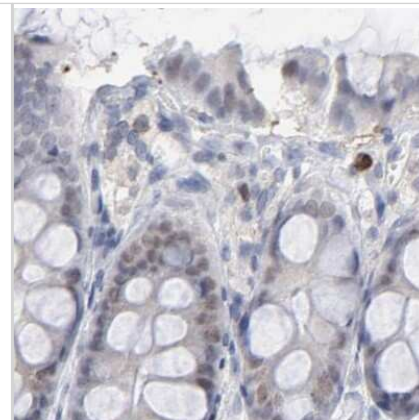
Product Application Details	
Applications	Western Blot, Immunohistochemistry-Paraffin, Immunohistochemistry
Recommended Dilutions	Western Blot 0.04-0.4 ug/ml, Immunohistochemistry 1:50 - 1:200, Immunohistochemistry-Paraffin 1:50 - 1:200
Application Notes	For IHC-Paraffin, HIER pH 6 retrieval is recommended.

**Images**

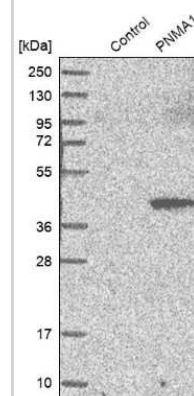
Western Blot: PNMA1 Antibody [NBP1-82807] - Staining of human testis.



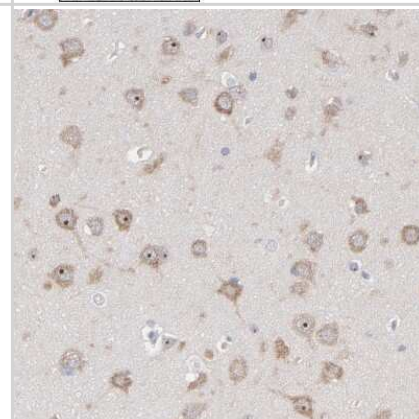
Immunohistochemistry-Paraffin: PNMA1 Antibody [NBP1-82807] - Staining of human colon.



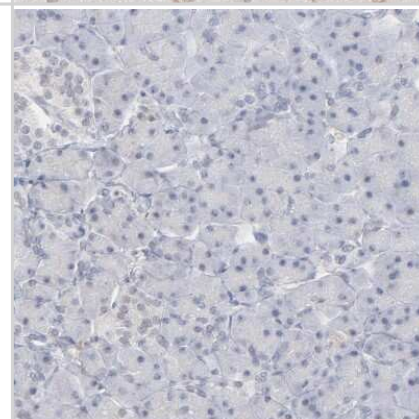
Western Blot: PNMA1 Antibody [NBP1-82807] - Analysis in control (vector only transfected HEK293T lysate) and PNMA1 over-expression lysate (Co-expressed with a C-terminal myc-DDK tag (3.1 kDa) in mammalian HEK293T cells).



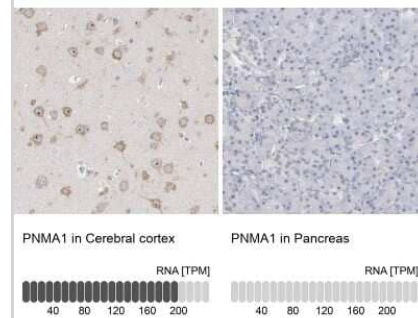
Immunohistochemistry-Paraffin: PNMA1 Antibody [NBP1-82807] - Staining of human cerebral cortex shows high expression.



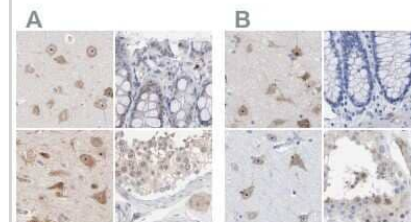
Immunohistochemistry-Paraffin: PNMA1 Antibody [NBP1-82807] - Staining of human pancreas shows low expression as expected.



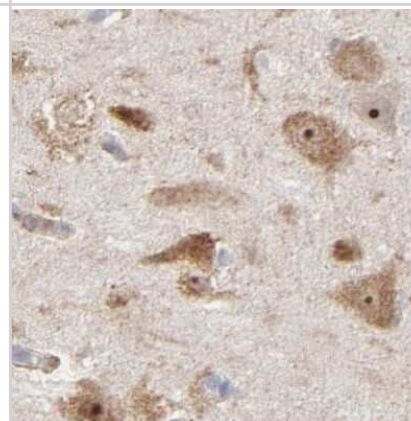
Immunohistochemistry-Paraffin: PNMA1 Antibody [NBP1-82807] - Staining in human cerebral cortex and pancreas tissues using anti-PNMA1 antibody. Corresponding PNMA1 RNA-seq data are presented for the same tissues.



Immunohistochemistry-Paraffin: PNMA1 Antibody [NBP1-82807] - Staining of human cerebral cortex, colon, hippocampus and testis using Anti-PNMA1 antibody NBP1-82807 (A) shows similar protein distribution across tissues to independent antibody NBP1-82808 (B).



Immunohistochemistry-Paraffin: PNMA1 Antibody [NBP1-82807] - Staining of human hippocampus.





### **Novus Biologicals USA**

10730 E. Briarwood Avenue  
Centennial, CO 80112  
USA  
Phone: 303.730.1950  
Toll Free: 1.888.506.6887  
Fax: 303.730.1966  
nb-customerservice@bio-techne.com

### **Bio-Techne Canada**

21 Canmotor Ave  
Toronto, ON M8Z 4E6  
Canada  
Phone: 905.827.6400  
Toll Free: 855.668.8722  
Fax: 905.827.6402  
canada.inquires@bio-techne.com

### **Bio-Techne Ltd**

19 Barton Lane  
Abingdon Science Park  
Abingdon, OX14 3NB, United Kingdom  
Phone: (44) (0) 1235 529449  
Free Phone: 0800 37 34 15  
Fax: (44) (0) 1235 533420  
info.EMEA@bio-techne.com

### **General Contact Information**

www.novusbio.com  
Technical Support: nb-technical@bio-techne.com  
Orders: nb-customerservice@bio-techne.com  
General: novus@novusbio.com

### **Products Related to NBP1-82807**

---

NBP1-82807PEP	PNMA1 Recombinant Protein Antigen
NBP2-33376H	Blue Marker Antibody (6F4-F6) [HRP]
HAF008	Goat anti-Rabbit IgG Secondary Antibody [HRP]
NB7160	Goat anti-Rabbit IgG (H+L) Secondary Antibody [HRP]
NBP2-24891	Rabbit IgG Isotype Control

---

### **Limitations**

This product is for research use only and is not approved for use in humans or in clinical diagnosis. Primary Antibodies are guaranteed for 1 year from date of receipt.

For more information on our 100% guarantee, please visit [www.novusbio.com/guarantee](http://www.novusbio.com/guarantee)

Earn gift cards/discounts by submitting a review: [www.novusbio.com/reviews/submit/NBP1-82807](http://www.novusbio.com/reviews/submit/NBP1-82807)

Earn gift cards/discounts by submitting a publication using this product:  
[www.novusbio.com/publications](http://www.novusbio.com/publications)

