

Product Datasheet

alpha-N-acetylglucosaminidase/NAGLU Antibody - BSA Free NBP1-82601

Unit Size: 0.1 ml

Store at 4C short term. Aliquot and store at -20C long term. Avoid freeze-thaw cycles.

www.novusbio.com



technical@novusbio.com

Protocols, Publications, Related Products, Reviews, Research Tools and Images at:
www.novusbio.com/NBP1-82601

Updated 12/2/2025 v.20.1

Earn rewards for product
reviews and publications.

Submit a publication at www.novusbio.com/publications

Submit a review at www.novusbio.com/reviews/destination/NBP1-82601



NBP1-82601

alpha-N-acetylglucosaminidase/NAGLU Antibody - BSA Free

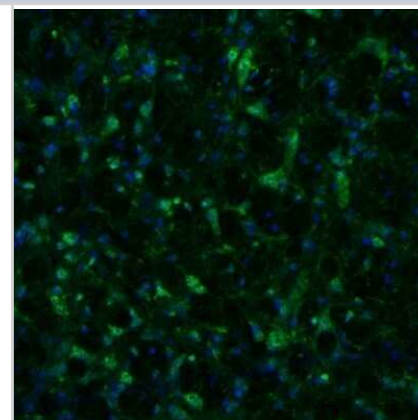
Product Information	
Unit Size	0.1 ml
Concentration	Concentrations vary lot to lot. See vial label for concentration. If unlisted please contact technical services.
Storage	Store at 4C short term. Aliquot and store at -20C long term. Avoid freeze-thaw cycles.
Clonality	Polyclonal
Preservative	0.02% Sodium Azide
Isotype	IgG
Purity	Affinity purified
Buffer	PBS (pH 7.2) and 40% Glycerol

Product Description	
Description	Novus Biologicals Rabbit alpha-N-acetylglucosaminidase/NAGLU Antibody - BSA Free (NBP1-82601) is a polyclonal antibody validated for use in IHC. All Novus Biologicals antibodies are covered by our 100% guarantee.
Host	Rabbit
Gene ID	4669
Gene Symbol	NAGLU
Species	Human, Mouse
Reactivity Notes	Immunogen displays the following percentage of sequence identity for non-tested species: Rat (89%)
Immunogen	This antibody was developed against Recombinant Protein corresponding to amino acids: LQGWLFQHQPQFWGPAQIRAVLGAVPRGRLLVLDLFAESQPVYTRTASFQGG PFIWCMLHNFGGNHGLFGALEAVNGGPEAARLFPNSTMVGTGMAPEGISQNE VVYSLMA

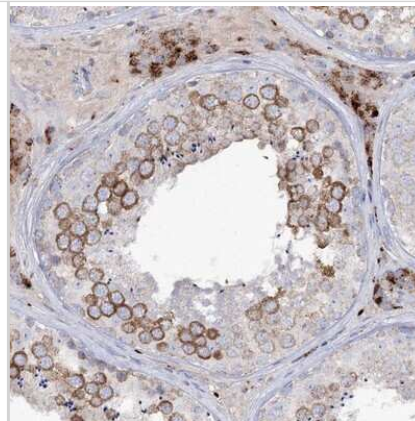
Product Application Details	
Applications	Immunohistochemistry-Paraffin, Immunohistochemistry
Recommended Dilutions	Immunohistochemistry 1:200 - 1:500, Immunohistochemistry-Paraffin 1:200 - 1:500
Application Notes	For IHC-Paraffin, HIER pH 6 retrieval is recommended. ICC/IF, Fixation Permeabilization: Use PFA/Triton X-100.

Images

Immunohistochemistry: alpha-N-acetylglucosaminidase/NAGLU Antibody [NBP1-82601] - Staining of mouse nucleus ambiguus and lateral paragigantocellular nucleus shows positivity in neurons.



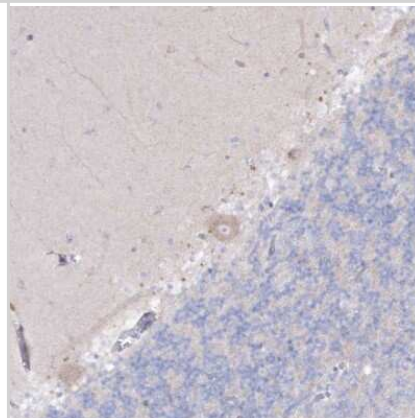
Immunohistochemistry-Paraffin: alpha-N-acetylglucosaminidase/NAGLU Antibody [NBP1-82601] - Staining of human testis shows strong cytoplasmic positivity in seminiferus ducts and leydig cells.



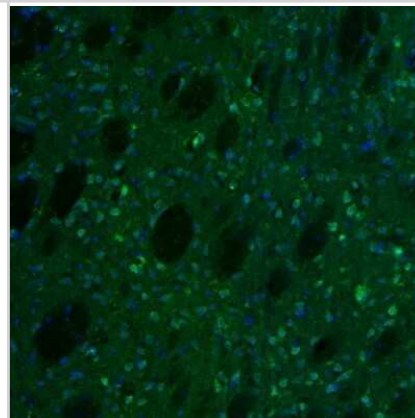
Immunohistochemistry-Paraffin: alpha-N-acetylglucosaminidase/NAGLU Antibody [NBP1-82601] - Staining of human lateral ventricle shows cytoplasmic positivity in neurons.



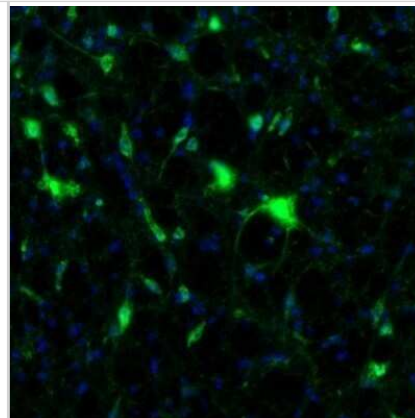
Immunohistochemistry-Paraffin: alpha-N-acetylglucosaminidase/NAGLU Antibody [NBP1-82601] - Staining shows weak cytoplasmic positivity in Purkinje cells.



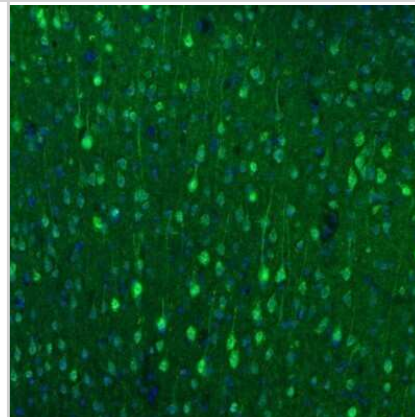
Immunohistochemistry: alpha-N-acetylglucosaminidase/NAGLU Antibody [NBP1-82601] - Staining of mouse caudate putamen shows immunoreactivity in neurons.



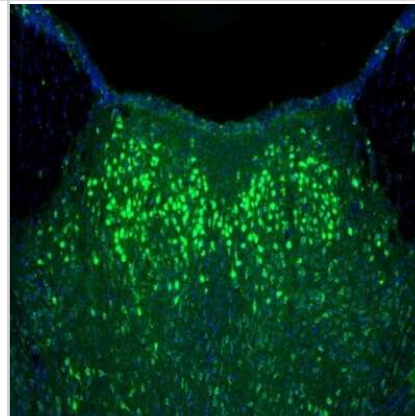
Immunohistochemistry: alpha-N-acetylglucosaminidase/NAGLU
Antibody [NBP1-82601] - Staining of mouse midbrain shows neuronal
positivity in the reticular nucleus.



Immunohistochemistry: alpha-N-acetylglucosaminidase/NAGLU
Antibody [NBP1-82601] - Staining of mouse motor cortex shows
immunoreactivity in neuronal cell bodies and dendrites.



Immunohistochemistry: alpha-N-acetylglucosaminidase/NAGLU
Antibody [NBP1-82601] - Staining of mouse thalamus shows neuronal
immunoreactivity in paraventricular thalamic nucleus.





Novus Biologicals USA

10730 E. Briarwood Avenue
Centennial, CO 80112
USA
Phone: 303.730.1950
Toll Free: 1.888.506.6887
Fax: 303.730.1966
nb-customerservice@bio-techne.com

Bio-Techne Canada

21 Canmotor Ave
Toronto, ON M8Z 4E6
Canada
Phone: 905.827.6400
Toll Free: 855.668.8722
Fax: 905.827.6402
canada.inquires@bio-techne.com

Bio-Techne Ltd

19 Barton Lane
Abingdon Science Park
Abingdon, OX14 3NB, United Kingdom
Phone: (44) (0) 1235 529449
Free Phone: 0800 37 34 15
Fax: (44) (0) 1235 533420
info.EMEA@bio-techne.com

General Contact Information

www.novusbio.com
Technical Support: nb-technical@bio-techne.com
Orders: nb-customerservice@bio-techne.com
General: novus@novusbio.com

Products Related to NBP1-82601

NBP1-82601PEP	alpha-N-acetylglucosaminidase/NAGLU Recombinant Protein Antigen
HAF008	Goat anti-Rabbit IgG Secondary Antibody [HRP]
NB7160	Goat anti-Rabbit IgG (H+L) Secondary Antibody [HRP]
NBP2-24891	Rabbit IgG Isotype Control

Limitations

This product is for research use only and is not approved for use in humans or in clinical diagnosis. Primary Antibodies are guaranteed for 1 year from date of receipt.

For more information on our 100% guarantee, please visit www.novusbio.com/guarantee

Earn gift cards/discounts by submitting a review: www.novusbio.com/reviews/submit/NBP1-82601

Earn gift cards/discounts by submitting a publication using this product:
www.novusbio.com/publications

