

Product Datasheet

TUSC4 Antibody - BSA Free

NBP1-82537

Unit Size: 0.1 ml

Store at 4C short term. Aliquot and store at -20C long term. Avoid freeze-thaw cycles.

www.novusbio.com



technical@novusbio.com

Publications: 1

Protocols, Publications, Related Products, Reviews, Research Tools and Images at:
www.novusbio.com/NBP1-82537

Updated 2/21/2025 v.20.1

Earn rewards for product reviews and publications.

Submit a publication at www.novusbio.com/publications

Submit a review at www.novusbio.com/reviews/destination/NBP1-82537



NBP1-82537

TUSC4 Antibody - BSA Free

Product Information	
Unit Size	0.1 ml
Concentration	Concentrations vary lot to lot. See vial label for concentration. If unlisted please contact technical services.
Storage	Store at 4C short term. Aliquot and store at -20C long term. Avoid freeze-thaw cycles.
Clonality	Polyclonal
Preservative	0.02% Sodium Azide
Isotype	IgG
Purity	Immunogen affinity purified
Buffer	PBS (pH 7.2) and 40% Glycerol

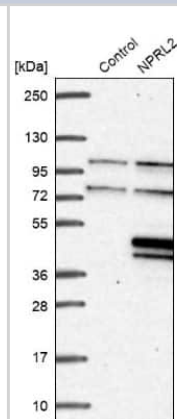
Product Description	
Description	The antibody solution should be gently mixed before use. Optimal concentrations and conditions for each application should be determined by the user.
Host	Rabbit
Gene ID	10641
Gene Symbol	NPRL2
Species	Human
Immunogen	This antibody was developed against a recombinant protein corresponding to amino acids: YSNVYCPTPKVQDLVDDKSLQEACLSYVTKQGHKRASLRDVFQLYCSLSPGTT VRDLIGRHPQQLQHVD
Notes	The antibody solution should be gently mixed before use. Optimal concentrations and conditions for each application should be determined by the user.

Product Application Details	
Applications	Western Blot, Immunohistochemistry-Paraffin, Immunocytochemistry/ Immunofluorescence, Immunohistochemistry
Recommended Dilutions	Western Blot 0.04-0.4 ug/ml, Immunohistochemistry 1:500 - 1:1000, Immunocytochemistry/ Immunofluorescence 0.25-2 ug/ml, Immunohistochemistry-Paraffin 1:500 - 1:1000
Application Notes	For IHC-Paraffin, HIER pH 6 retrieval is recommended. ICC/IF Fixation Permeabilization: Use PFA/Triton X-100.

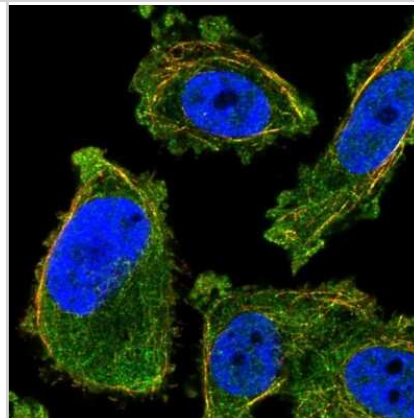


Images

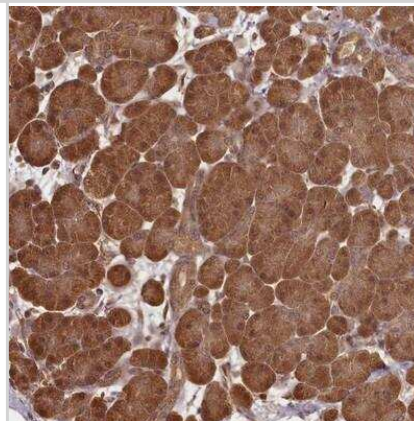
Western Blot: TUSC4 Antibody [NBP1-82537] - Analysis in control (vector only transfected HEK293T lysate) and NPRL2 over-expression lysate (Co-expressed with a C-terminal myc-DDK tag (3.1 kDa) in mammalian HEK293T cells).



Immunocytochemistry/Immunofluorescence: TUSC4 Antibody [NBP1-82537] - Staining of human cell line PC-3 shows localization to cytosol & microtubules. Antibody staining is shown in green.



Immunohistochemistry-Paraffin: TUSC4 Antibody [NBP1-82537] - Staining of human pancreas shows strong cytoplasmic and/or nuclear positivity in exocrine glandular cells.



Publications

Barayan R Role of the mTOR Pathway and Autophagy in Mediating PARP Inhibitor Sensitivity in Small Cell Lung Cancer Thesis 2022-01-01 [PMID: 33262410]



Novus Biologicals USA

10730 E. Briarwood Avenue
Centennial, CO 80112
USA
Phone: 303.730.1950
Toll Free: 1.888.506.6887
Fax: 303.730.1966
nb-customerservice@bio-techne.com

Bio-Techne Canada

21 Canmotor Ave
Toronto, ON M8Z 4E6
Canada
Phone: 905.827.6400
Toll Free: 855.668.8722
Fax: 905.827.6402
canada.inquires@bio-techne.com

Bio-Techne Ltd

19 Barton Lane
Abingdon Science Park
Abingdon, OX14 3NB, United Kingdom
Phone: (44) (0) 1235 529449
Free Phone: 0800 37 34 15
Fax: (44) (0) 1235 533420
info.EMEA@bio-techne.com

General Contact Information

www.novusbio.com
Technical Support: nb-technical@bio-techne.com
Orders: nb-customerservice@bio-techne.com
General: novus@novusbio.com

Products Related to NBP1-82537

NBP1-82537PEP	TUSC4 Recombinant Protein Antigen
HAF008	Goat anti-Rabbit IgG Secondary Antibody [HRP]
NB7160	Goat anti-Rabbit IgG (H+L) Secondary Antibody [HRP]
NBP2-24891	Rabbit IgG Isotype Control

Limitations

This product is for research use only and is not approved for use in humans or in clinical diagnosis. Primary Antibodies are guaranteed for 1 year from date of receipt.

For more information on our 100% guarantee, please visit www.novusbio.com/guarantee

Earn gift cards/discounts by submitting a review: www.novusbio.com/reviews/submit/NBP1-82537

Earn gift cards/discounts by submitting a publication using this product:
www.novusbio.com/publications

