

Product Datasheet

ESRP1 Antibody - BSA Free NBP1-82202

Unit Size: 0.1 ml

Store at 4C short term. Aliquot and store at -20C long term. Avoid freeze-thaw cycles.

www.novusbio.com



technical@novusbio.com

Publications: 1

Protocols, Publications, Related Products, Reviews, Research Tools and Images at:
www.novusbio.com/NBP1-82202

Updated 1/22/2026 v.20.1

Earn rewards for product
reviews and publications.

Submit a publication at www.novusbio.com/publications

Submit a review at www.novusbio.com/reviews/destination/NBP1-82202



NBP1-82202

ESRP1 Antibody - BSA Free

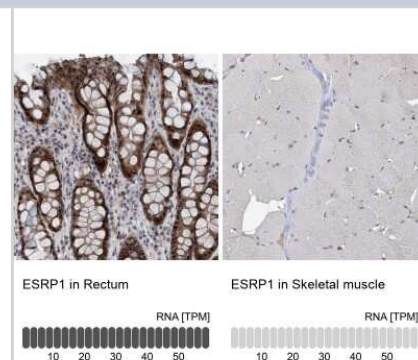
Product Information	
Unit Size	0.1 ml
Concentration	Concentrations vary lot to lot. See vial label for concentration. If unlisted please contact technical services.
Storage	Store at 4C short term. Aliquot and store at -20C long term. Avoid freeze-thaw cycles.
Clonality	Polyclonal
Preservative	0.02% Sodium Azide
Isotype	IgG
Purity	Affinity purified
Buffer	PBS (pH 7.2) and 40% Glycerol

Product Description	
Description	Novus Biologicals Rabbit ESRP1 Antibody - BSA Free (NBP1-82202) is a polyclonal antibody validated for use in IHC and WB. Anti-ESRP1 Antibody: Cited in 1 publication. All Novus Biologicals antibodies are covered by our 100% guarantee.
Host	Rabbit
Gene ID	54845
Gene Symbol	ESRP1
Species	Human
Immunogen	This antibody was developed against Recombinant Protein corresponding to amino acids: PGSPNSLGYFPTAANLSGVPPQPGTVVRMQGLAYNTGVKEILNFFQGYQYATE DGLIHTNDQARTLPKEWVCI

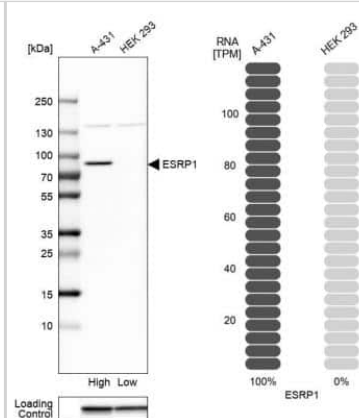
Product Application Details	
Applications	Western Blot, Immunohistochemistry-Paraffin, Immunohistochemistry
Recommended Dilutions	Western Blot 0.04-0.4 ug/ml, Immunohistochemistry 1:20 - 1:50, Immunohistochemistry-Paraffin 1:20 - 1:50
Application Notes	IHC-Paraffin, HIER pH 6 retrieval is recommended.

Images

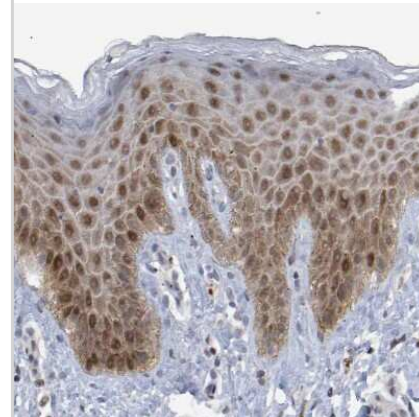
Immunohistochemistry-Paraffin: ESRP1 Antibody [NBP1-82202] - Analysis in human rectum and skeletal muscle tissues using NBP1-82202 antibody. Corresponding ESRP1 RNA-seq data are presented for the same tissues.



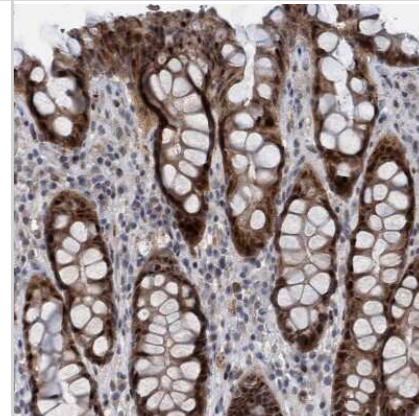
Western Blot: ESRP1 Antibody [NBP1-82202] - Analysis in human cell lines A-431 and HEK293 using Anti-ESRP1 antibody. Corresponding ESRP1 RNA-seq data are presented for the same cell lines. Loading control: Anti-GAPDH.



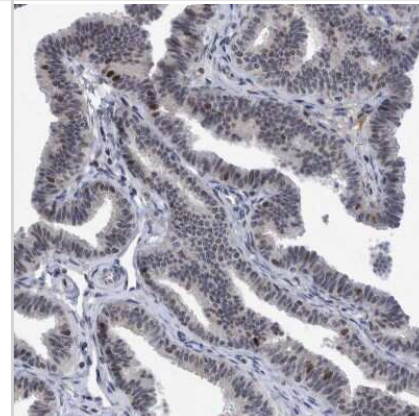
Immunohistochemistry-Paraffin: ESRP1 Antibody [NBP1-82202] - Staining of human skin shows moderate nuclear positivity in squamous epithelial cells.



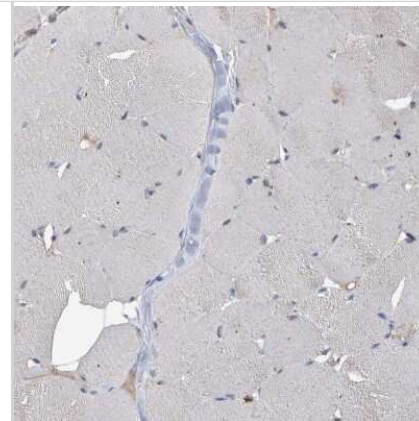
Immunohistochemistry-Paraffin: ESRP1 Antibody [NBP1-82202] - Staining of human rectum shows strong nuclear positivity in glandular cells.



Immunohistochemistry-Paraffin: ESRP1 Antibody [NBP1-82202] - Staining of human Fallopian tube shows moderate nuclear positivity in a subset of glandular cells.



Immunohistochemistry-Paraffin: ESRP1 Antibody [NBP1-82202] - Staining of human skeletal muscle shows low expression in myocytes as expected.



Publications

Ishii H, Saitoh M, Sakamoto K et al. Epithelial Splicing Regulatory Proteins 1 (ESRP1) and 2 (ESRP2) Suppress Cancer Cell Motility via Different Mechanisms. *J Biol Chem* 2014-10-03 [PMID: 25143390] (WB, Human)



Novus Biologicals USA

10730 E. Briarwood Avenue
Centennial, CO 80112
USA
Phone: 303.730.1950
Toll Free: 1.888.506.6887
Fax: 303.730.1966
nb-customerservice@bio-techne.com

Bio-Techne Canada

21 Canmotor Ave
Toronto, ON M8Z 4E6
Canada
Phone: 905.827.6400
Toll Free: 855.668.8722
Fax: 905.827.6402
canada.inquires@bio-techne.com

Bio-Techne Ltd

19 Barton Lane
Abingdon Science Park
Abingdon, OX14 3NB, United Kingdom
Phone: (44) (0) 1235 529449
Free Phone: 0800 37 34 15
Fax: (44) (0) 1235 533420
info.EMEA@bio-techne.com

General Contact Information

www.novusbio.com
Technical Support: nb-technical@bio-techne.com
Orders: nb-customerservice@bio-techne.com
General: novus@novusbio.com

Products Related to NBP1-82202

NBP1-82202PEP	ESRP1 Recombinant Protein Antigen
NBP2-33376H	Blue Marker Antibody (6F4-F6) [HRP]
HAF008	Goat anti-Rabbit IgG Secondary Antibody [HRP]
NB7160	Goat anti-Rabbit IgG (H+L) Secondary Antibody [HRP]
NBP2-24891	Rabbit IgG Isotype Control

Limitations

This product is for research use only and is not approved for use in humans or in clinical diagnosis. Primary Antibodies are guaranteed for 1 year from date of receipt.

For more information on our 100% guarantee, please visit www.novusbio.com/guarantee

Earn gift cards/discounts by submitting a review: www.novusbio.com/reviews/submit/NBP1-82202

Earn gift cards/discounts by submitting a publication using this product:
www.novusbio.com/publications

