

# Product Datasheet

## KIAA1109/FSA Antibody - BSA Free NBP1-82145

Unit Size: 0.1 ml

Store at 4C short term. Aliquot and store at -20C long term. Avoid freeze-thaw cycles.

[www.novusbio.com](http://www.novusbio.com)



[technical@novusbio.com](mailto:technical@novusbio.com)

### Publications: 1

Protocols, Publications, Related Products, Reviews, Research Tools and Images at:  
[www.novusbio.com/NBP1-82145](http://www.novusbio.com/NBP1-82145)

Updated 4/23/2026 v.20.1

Earn rewards for product  
reviews and publications.

Submit a publication at [www.novusbio.com/publications](http://www.novusbio.com/publications)

Submit a review at [www.novusbio.com/reviews/destination/NBP1-82145](http://www.novusbio.com/reviews/destination/NBP1-82145)



**NBP1-82145**

KIAA1109/FSA Antibody - BSA Free

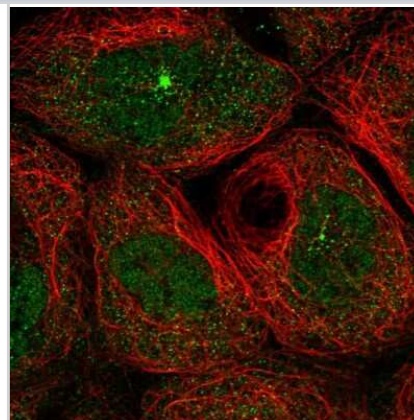
Product Information	
Unit Size	0.1 ml
Concentration	Concentrations vary lot to lot. See vial label for concentration. If unlisted please contact technical services.
Storage	Store at 4C short term. Aliquot and store at -20C long term. Avoid freeze-thaw cycles.
Clonality	Polyclonal
Preservative	0.02% Sodium Azide
Isotype	IgG
Purity	Affinity purified
Buffer	PBS (pH 7.2) and 40% Glycerol

Product Description	
Host	Rabbit
Gene ID	84162
Gene Symbol	KIAA1109
Species	Human
Immunogen	This antibody was developed against Recombinant Protein corresponding to amino acids: VASVKEWFNYVTATRNEELNLLRNVDANNTENSTTVKNSSLLSGFRGGSSYNH ETETIFALPRMQLDFKSIHVQEPQEPSLQDAS

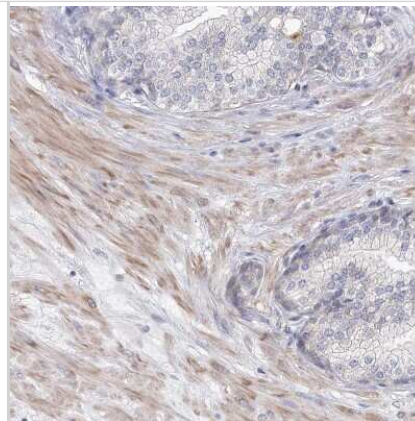
Product Application Details	
Applications	Immunohistochemistry-Paraffin, Immunocytochemistry/ Immunofluorescence, Immunohistochemistry
Recommended Dilutions	Immunohistochemistry 1:200 - 1:500, Immunocytochemistry/ Immunofluorescence 0.25-2 ug/ml, Immunohistochemistry-Paraffin 1:200 - 1:500
Application Notes	For IHC-Paraffin, HIER pH 6 retrieval is recommended. ICC/IF Fixation Permeabilization: Use PFA/Triton X-100.

**Images**

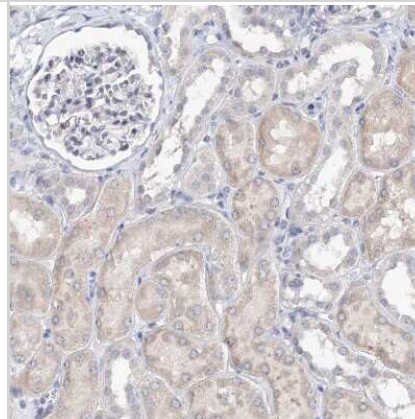
Immunocytochemistry/Immunofluorescence: KIAA1109/FSA Antibody [NBP1-82145] - Staining of human cell line A-431 shows localization to nucleoplasm & centrosome. Antibody staining is shown in green.



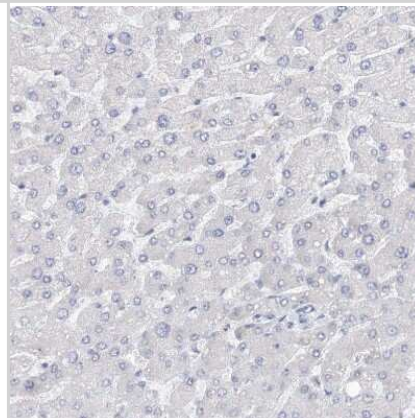
Immunohistochemistry-Paraffin: KIAA1109/FSA Antibody [NBP1-82145]  
- Staining of human prostate shows weak cytoplasmic positivity in smooth muscle cells.



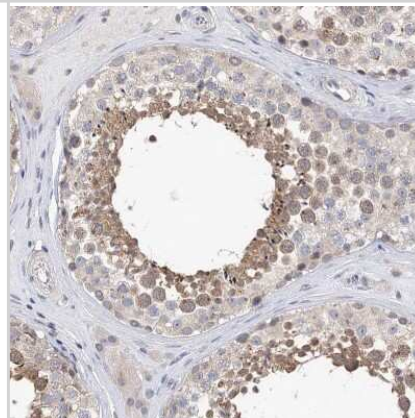
Immunohistochemistry-Paraffin: KIAA1109/FSA Antibody [NBP1-82145]  
- Staining of human kidney shows very weak cytoplasmic positivity in cells in tubules.



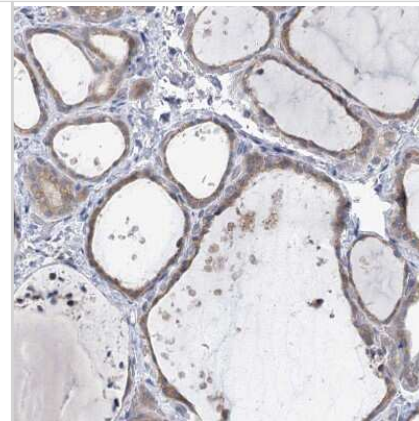
Immunohistochemistry-Paraffin: KIAA1109/FSA Antibody [NBP1-82145]  
- Staining of human liver shows no positivity in hepatocytes as expected.



Immunohistochemistry-Paraffin: KIAA1109/FSA Antibody [NBP1-82145]  
- Staining of human testis shows moderate cytoplasmic positivity in cells in seminiferous ducts.



Immunohistochemistry-Paraffin: KIAA1109/FSA Antibody [NBP1-82145]  
- Staining of human thyroid gland shows moderate cytoplasmic positivity  
in glandular cells.



## Publications

Li X, Chen B, Xu Y et al. Identification of potential diagnostic biomarkers and immune infiltration features in diabetic foot ulcer by bioinformatics analysis and validation Cellular and molecular biology (Noisy-le-Grand, France) 2023-11-15 [PMID: 38015522]



### **Novus Biologicals USA**

10730 E. Briarwood Avenue  
Centennial, CO 80112  
USA  
Phone: 303.730.1950  
Toll Free: 1.888.506.6887  
Fax: 303.730.1966  
nb-customerservice@bio-techne.com

### **Bio-Techne Canada**

21 Canmotor Ave  
Toronto, ON M8Z 4E6  
Canada  
Phone: 905.827.6400  
Toll Free: 855.668.8722  
Fax: 905.827.6402  
canada.inquires@bio-techne.com

### **Bio-Techne Ltd**

19 Barton Lane  
Abingdon Science Park  
Abingdon, OX14 3NB, United Kingdom  
Phone: (44) (0) 1235 529449  
Free Phone: 0800 37 34 15  
Fax: (44) (0) 1235 533420  
info.EMEA@bio-techne.com

### **General Contact Information**

www.novusbio.com  
Technical Support: nb-technical@bio-  
techne.com  
Orders: nb-customerservice@bio-techne.com  
General: novus@novusbio.com

### **Limitations**

This product is for research use only and is not approved for use in humans or in clinical diagnosis. Primary Antibodies are guaranteed for 1 year from date of receipt.

For more information on our 100% guarantee, please visit [www.novusbio.com/guarantee](http://www.novusbio.com/guarantee)

Earn gift cards/discounts by submitting a review: [www.novusbio.com/reviews/submit/NBP1-82145](http://www.novusbio.com/reviews/submit/NBP1-82145)

Earn gift cards/discounts by submitting a publication using this product:  
[www.novusbio.com/publications](http://www.novusbio.com/publications)

