

Product Datasheet

NARS2 Antibody - BSA Free NBP1-82077

Unit Size: 0.1 ml

Store at 4C short term. Aliquot and store at -20C long term. Avoid freeze-thaw cycles.

www.novusbio.com



technical@novusbio.com

Reviews: 1

Protocols, Publications, Related Products, Reviews, Research Tools and Images at:
www.novusbio.com/NBP1-82077

Updated 12/2/2025 v.20.1

**Earn rewards for product
reviews and publications.**

Submit a publication at www.novusbio.com/publications

Submit a review at www.novusbio.com/reviews/destination/NBP1-82077



NBP1-82077

NARS2 Antibody - BSA Free

Product Information	
Unit Size	0.1 ml
Concentration	Concentrations vary lot to lot. See vial label for concentration. If unlisted please contact technical services.
Storage	Store at 4C short term. Aliquot and store at -20C long term. Avoid freeze-thaw cycles.
Clonality	Polyclonal
Preservative	0.02% Sodium Azide
Isotype	IgG
Purity	Affinity purified
Buffer	PBS (pH 7.2) and 40% Glycerol

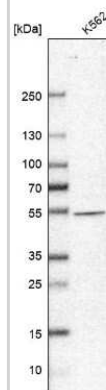
Product Description	
Description	Novus Biologicals Rabbit NARS2 Antibody - BSA Free (NBP1-82077) is a polyclonal antibody validated for use in IHC, WB, ICC/IF and Simple Western. All Novus Biologicals antibodies are covered by our 100% guarantee.
Host	Rabbit
Gene ID	79731
Gene Symbol	NARS2
Species	Human
Reactivity Notes	Immunogen displays the following percentage of sequence identity for non-tested species: Mouse (88%).
Immunogen	This antibody was developed against Recombinant Protein corresponding to amino acids: LAEFYMIEAEISFVDSLQDLMQVIEELFKATMMVLSKCPEDVELCHKFIAPGQK DRLEHMLKNNFLIISYTEAVEILKQASQNFTFTPEWGADLRTEHEKYLVKHCGNI PVFVINYLTLKPFYMRDNEGDPQHTVAAVDLLVPGVG

Product Application Details	
Applications	Western Blot, Simple Western, Immunohistochemistry-Paraffin, Immunocytochemistry/ Immunofluorescence, Immunohistochemistry
Recommended Dilutions	Western Blot 0.04-0.4 ug/ml, Simple Western 1:20, Immunohistochemistry 1:50 - 1:200, Immunocytochemistry/ Immunofluorescence 0.25-2 ug/ml, Immunohistochemistry-Paraffin 1:50 - 1:200
Application Notes	For IHC-Paraffin, HIER pH 6 retrieval is recommended. ICC/IF Fixation Permeabilization: Use PFA/Triton X-100. In Simple Western only 10 - 15 uL of the recommended dilution is used per data point. See Simple Western Antibody Database for Simple Western validation: Tested in RT-4 and U-251MG, separated by Size, antibody dilution of 1:20, apparent MW was 54 kDa. Separated by Size-Wes, Sally Sue/Peggy Sue.

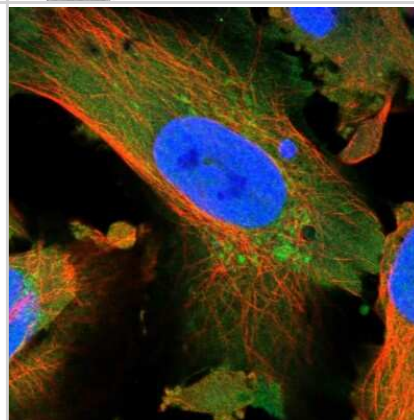


Images

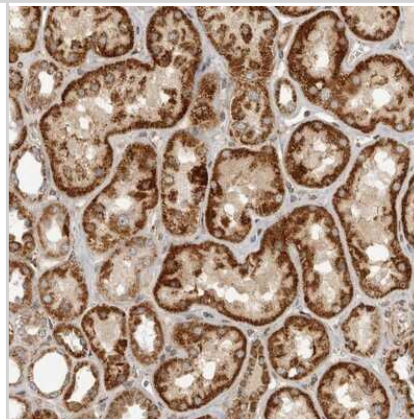
Western Blot: NARS2 Antibody [NBP1-82077] - Analysis in human cell line K562.



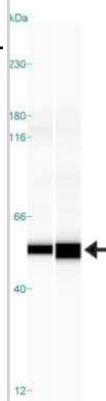
Immunocytochemistry/Immunofluorescence: NARS2 Antibody [NBP1-82077] - Staining of human cell line U-251 MG shows localization to nucleoplasm, cytosol & mitochondria. Antibody staining is shown in green.



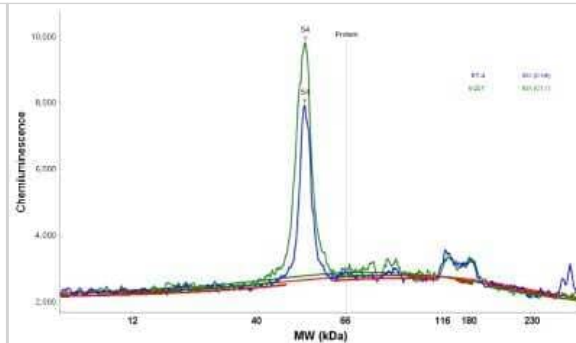
Immunohistochemistry-Paraffin: NARS2 Antibody [NBP1-82077] - Staining of human kidney shows strong cytoplasmic positivity with a granular pattern in tubule cells.



Simple Western: NARS2 Antibody [NBP1-82077] - Simple Western lane view shows a specific band for NARS2 in 0.5 mg/ml of RT-4 (Left) and U-251MG (Right) lysate. This experiment was performed under reducing conditions using the 12-230 kDa separation system.



Simple Western: NARS2 Antibody [NBP1-82077] - Electropherogram image(s) of corresponding Simple Western lane view. NARS2 antibody was used at 1:20 dilution on RT-4 and U-251MG lysate(s).





Novus Biologicals USA

10730 E. Briarwood Avenue
Centennial, CO 80112
USA
Phone: 303.730.1950
Toll Free: 1.888.506.6887
Fax: 303.730.1966
nb-customerservice@bio-techne.com

Bio-Techne Canada

21 Canmotor Ave
Toronto, ON M8Z 4E6
Canada
Phone: 905.827.6400
Toll Free: 855.668.8722
Fax: 905.827.6402
canada.inquires@bio-techne.com

Bio-Techne Ltd

19 Barton Lane
Abingdon Science Park
Abingdon, OX14 3NB, United Kingdom
Phone: (44) (0) 1235 529449
Free Phone: 0800 37 34 15
Fax: (44) (0) 1235 533420
info.EMEA@bio-techne.com

General Contact Information

www.novusbio.com
Technical Support: nb-technical@bio-techne.com
Orders: nb-customerservice@bio-techne.com
General: novus@novusbio.com

Products Related to NBP1-82077

NBP1-82077PEP	NARS2 Recombinant Protein Antigen
NBP2-33376H	Blue Marker Antibody (6F4-F6) [HRP]
HAF008	Goat anti-Rabbit IgG Secondary Antibody [HRP]
NB7160	Goat anti-Rabbit IgG (H+L) Secondary Antibody [HRP]
NBP2-24891	Rabbit IgG Isotype Control

Limitations

This product is for research use only and is not approved for use in humans or in clinical diagnosis. Primary Antibodies are guaranteed for 1 year from date of receipt.

For more information on our 100% guarantee, please visit www.novusbio.com/guarantee

Earn gift cards/discounts by submitting a review: www.novusbio.com/reviews/submit/NBP1-82077

Earn gift cards/discounts by submitting a publication using this product:
www.novusbio.com/publications

