

Product Datasheet

CLEC16A Antibody - BSA Free

NBP1-81805

Unit Size: 0.1 ml

Store at 4C short term. Aliquot and store at -20C long term. Avoid freeze-thaw cycles.

www.novusbio.com



technical@novusbio.com

Publications: 1

Protocols, Publications, Related Products, Reviews, Research Tools and Images at:
www.novusbio.com/NBP1-81805

Updated 12/2/2025 v.20.1

Earn rewards for product
reviews and publications.

Submit a publication at www.novusbio.com/publications

Submit a review at www.novusbio.com/reviews/destination/NBP1-81805



NBP1-81805

CLEC16A Antibody - BSA Free

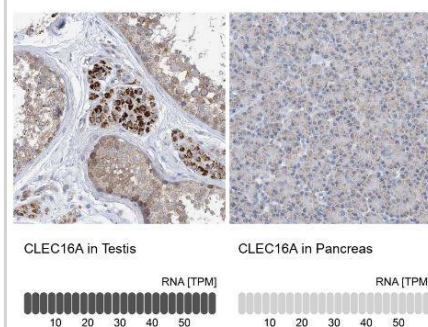
Product Information	
Unit Size	0.1 ml
Concentration	Concentrations vary lot to lot. See vial label for concentration. If unlisted please contact technical services.
Storage	Store at 4C short term. Aliquot and store at -20C long term. Avoid freeze-thaw cycles.
Clonality	Polyclonal
Preservative	0.02% Sodium Azide
Isotype	IgG
Purity	Affinity purified
Buffer	PBS (pH 7.2) and 40% Glycerol

Product Description	
Description	Novus Biologicals Rabbit CLEC16A Antibody - BSA Free (NBP1-81805) is a polyclonal antibody validated for use in IHC and WB. Anti-CLEC16A Antibody: Cited in 1 publication. All Novus Biologicals antibodies are covered by our 100% guarantee.
Host	Rabbit
Gene ID	23274
Gene Symbol	CLEC16A
Species	Human, Rat
Reactivity Notes	Rat reactivity reported in scientific literature (PMID: 22002632).
Immunogen	This antibody was developed against Recombinant Protein corresponding to amino acids: VPYFSNLVWFIGSHVIELDDCVQTDEEHRNRGKLSDLVAEHL DHLHYLNDILIIN CEFLNDVLT DHELLNRLFLPLYVYSLENQDKGGERPKISLPVSLYLLSQVFL

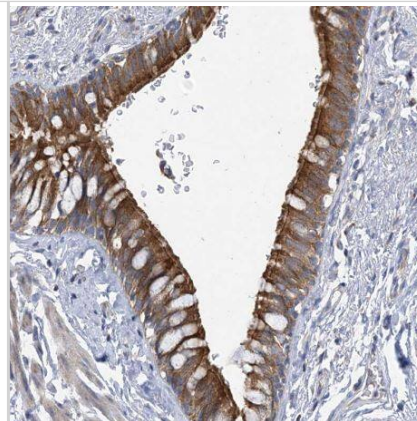
Product Application Details	
Applications	Western Blot, Immunohistochemistry-Paraffin, Immunohistochemistry
Recommended Dilutions	Western Blot Reported in scientific literature (PMID: 22002632). , Immunohistochemistry 1:50 - 1:200, Immunohistochemistry-Paraffin 1:50 - 1:200
Application Notes	For IHC-Paraffin, HIER pH 6 retrieval is recommended.

Images

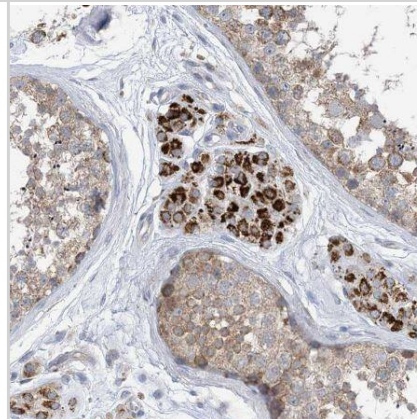
Immunohistochemistry-Paraffin: CLEC16A Antibody [NBP1-81805] - Analysis in human testis and pancreas tissues using antibody. Corresponding CLEC16A RNA-seq data are presented for the same tissues.



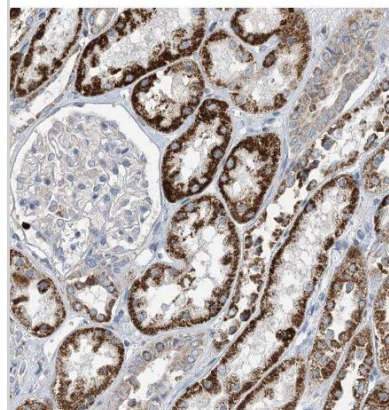
Immunohistochemistry-Paraffin: CLEC16A Antibody [NBP1-81805] - Staining of human bronchus shows strong cytoplasmic positivity in respiratory epithelial cells.



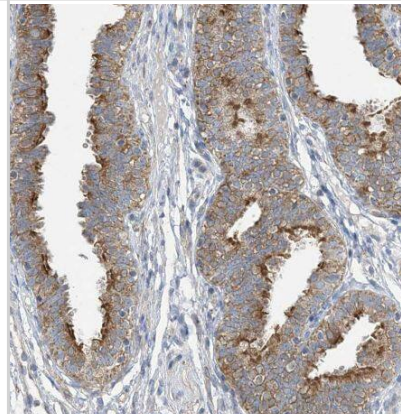
Staining of human testis shows strong cytoplasmic positivity in Leydig cells.



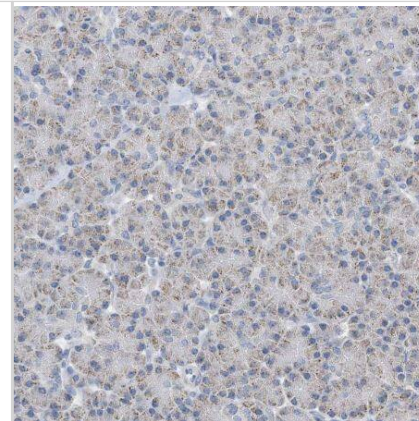
Immunohistochemistry-Paraffin: CLEC16A Antibody [NBP1-81805] - Staining of human kidney shows strong cytoplasmic positivity in cells in tubules.



Immunohistochemistry-Paraffin: CLEC16A Antibody [NBP1-81805] - Staining of human fallopian tube shows moderate cytoplasmic positivity in glandular cells.



Immunohistochemistry-Paraffin: CLEC16A Antibody [NBP1-81805] - Staining of human pancreas shows very weak positivity in exocrine glandular cells.



Publications

Wu X, Li J, Chen C et al. Involvement of CLEC16A in activation of astrocytes after LPS treated. *Neurochem Res* 2012 -01-01 [PMID: 22002632] (WB, Rat)



Novus Biologicals USA

10730 E. Briarwood Avenue
Centennial, CO 80112
USA
Phone: 303.730.1950
Toll Free: 1.888.506.6887
Fax: 303.730.1966
nb-customerservice@bio-techne.com

Bio-Techne Canada

21 Canmotor Ave
Toronto, ON M8Z 4E6
Canada
Phone: 905.827.6400
Toll Free: 855.668.8722
Fax: 905.827.6402
canada.inquires@bio-techne.com

Bio-Techne Ltd

19 Barton Lane
Abingdon Science Park
Abingdon, OX14 3NB, United Kingdom
Phone: (44) (0) 1235 529449
Free Phone: 0800 37 34 15
Fax: (44) (0) 1235 533420
info.EMEA@bio-techne.com

General Contact Information

www.novusbio.com
Technical Support: nb-technical@bio-techne.com
Orders: nb-customerservice@bio-techne.com
General: novus@novusbio.com

Products Related to NBP1-81805

NBP1-81805PEP	CLEC16A Recombinant Protein Antigen
NBP2-33376H	Blue Marker Antibody (6F4-F6) [HRP]
HAF008	Goat anti-Rabbit IgG Secondary Antibody [HRP]
NB7160	Goat anti-Rabbit IgG (H+L) Secondary Antibody [HRP]
NBP2-24891	Rabbit IgG Isotype Control

Limitations

This product is for research use only and is not approved for use in humans or in clinical diagnosis. Primary Antibodies are guaranteed for 1 year from date of receipt.

For more information on our 100% guarantee, please visit www.novusbio.com/guarantee

Earn gift cards/discounts by submitting a review: www.novusbio.com/reviews/submit/NBP1-81805

Earn gift cards/discounts by submitting a publication using this product:
www.novusbio.com/publications

