

Product Datasheet

Tollip Antibody - BSA Free NBP1-81596

Unit Size: 0.1 ml

Store at 4C short term. Aliquot and store at -20C long term. Avoid freeze-thaw cycles.

www.novusbio.com



technical@novusbio.com

Protocols, Publications, Related Products, Reviews, Research Tools and Images at:
www.novusbio.com/NBP1-81596

Updated 12/2/2025 v.20.1

Earn rewards for product
reviews and publications.

Submit a publication at www.novusbio.com/publications

Submit a review at www.novusbio.com/reviews/destination/NBP1-81596



NBP1-81596

Tollip Antibody - BSA Free

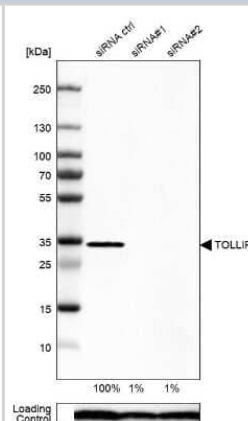
Product Information	
Unit Size	0.1 ml
Concentration	Concentrations vary lot to lot. See vial label for concentration. If unlisted please contact technical services.
Storage	Store at 4C short term. Aliquot and store at -20C long term. Avoid freeze-thaw cycles.
Clonality	Polyclonal
Preservative	0.02% Sodium Azide
Isotype	IgG
Purity	Affinity purified
Buffer	PBS (pH 7.2) and 40% Glycerol
Target Molecular Weight	30 kDa

Product Description	
Description	Novus Biologicals Rabbit Tollip Antibody - BSA Free (NBP1-81596) is a polyclonal antibody validated for use in IHC and WB. All Novus Biologicals antibodies are covered by our 100% guarantee.
Host	Rabbit
Gene ID	54472
Gene Symbol	TOLLIP
Species	Human, Rat
Immunogen	This antibody was developed against Recombinant Protein corresponding to amino acids: VVQAKLAKNYGMTRMDPYCRLRLGYAVYETPTAHNGAKNPRWNKVIHCTVPP GVDSFYLEIFDERAFSMDDDRIAWTHITIPES

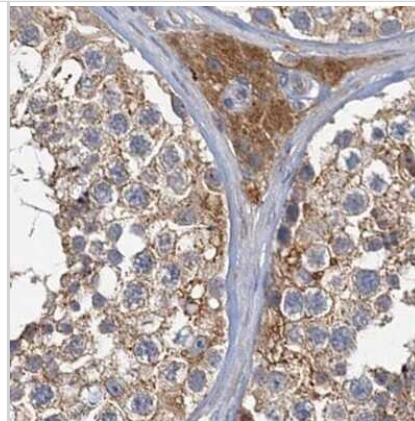
Product Application Details	
Applications	Western Blot, Immunohistochemistry-Paraffin, Immunohistochemistry, Knockdown Validated
Recommended Dilutions	Western Blot 0.04-0.4 ug/ml, Immunohistochemistry 1:50 - 1:200, Immunohistochemistry-Paraffin 1:50 - 1:200, Knockdown Validated
Application Notes	For IHC-Paraffin, HIER pH 6 retrieval is recommended.

Images

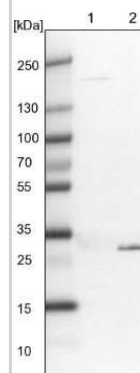
Western Blot: Tollip Antibody [NBP1-81596] - Analysis in U-87MG ATCC cells transfected with control siRNA, target specific siRNA probe #1 and #2,. Remaining relative intensity is presented. Loading control: Anti-PPIB.



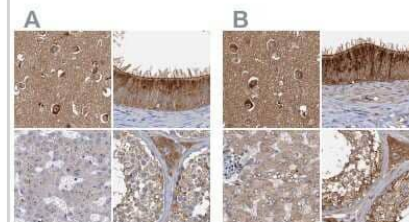
Immunohistochemistry-Paraffin: Tollip Antibody [NBP1-81596] - Staining of human testis.



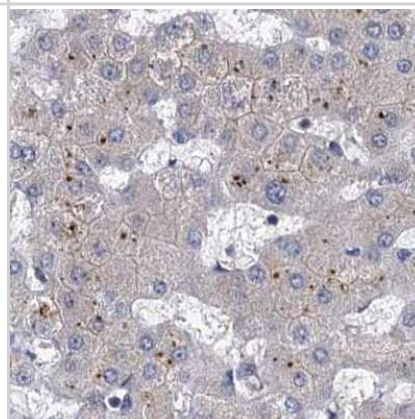
Western Blot: Tollip Antibody [NBP1-81596] - Lane 1: NIH-3T3 cell lysate (Mouse embryonic fibroblast cells)
Lane 2: NBT-II cell lysate (Rat Wistar bladder tumour cells)



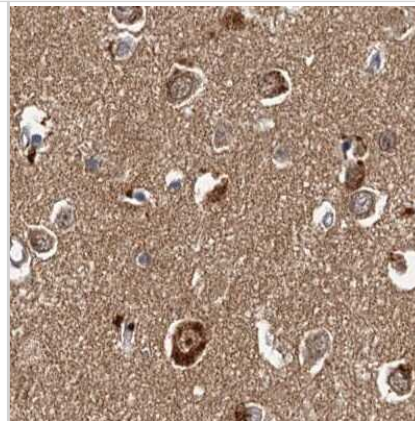
Immunohistochemistry-Paraffin: Tollip Antibody [NBP1-81596] - Staining of human cerebral cortex, epididymis, liver and testis using Anti-TOLLIP antibody NBP1-81596 (A) shows similar protein distribution across tissues to independent antibody NBP1-81597 (B).



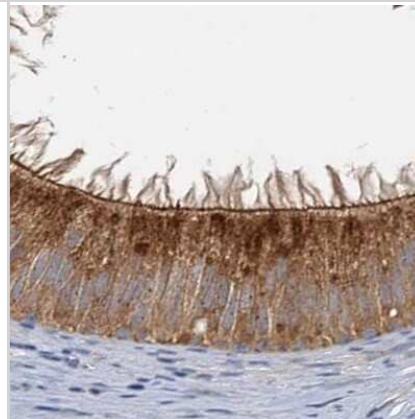
Immunohistochemistry-Paraffin: Tollip Antibody [NBP1-81596] - Staining of human liver.



Immunohistochemistry-Paraffin: Tollip Antibody [NBP1-81596] - Staining of human cerebral cortex.



Immunohistochemistry-Paraffin: Tollip Antibody [NBP1-81596] - Staining of human epididymis.





Novus Biologicals USA

10730 E. Briarwood Avenue
Centennial, CO 80112
USA
Phone: 303.730.1950
Toll Free: 1.888.506.6887
Fax: 303.730.1966
nb-customerservice@bio-techne.com

Bio-Techne Canada

21 Canmotor Ave
Toronto, ON M8Z 4E6
Canada
Phone: 905.827.6400
Toll Free: 855.668.8722
Fax: 905.827.6402
canada.inquires@bio-techne.com

Bio-Techne Ltd

19 Barton Lane
Abingdon Science Park
Abingdon, OX14 3NB, United Kingdom
Phone: (44) (0) 1235 529449
Free Phone: 0800 37 34 15
Fax: (44) (0) 1235 533420
info.EMEA@bio-techne.com

General Contact Information

www.novusbio.com
Technical Support: nb-technical@bio-techne.com
Orders: nb-customerservice@bio-techne.com
General: novus@novusbio.com

Products Related to NBP1-81596

NBP1-81596PEP	Tollip Recombinant Protein Antigen
NBP2-33376H	Blue Marker Antibody (6F4-F6) [HRP]
HAF008	Goat anti-Rabbit IgG Secondary Antibody [HRP]
NB7160	Goat anti-Rabbit IgG (H+L) Secondary Antibody [HRP]
NBP2-24891	Rabbit IgG Isotype Control

Limitations

This product is for research use only and is not approved for use in humans or in clinical diagnosis. Primary Antibodies are guaranteed for 1 year from date of receipt.

For more information on our 100% guarantee, please visit www.novusbio.com/guarantee

Earn gift cards/discounts by submitting a review: www.novusbio.com/reviews/submit/NBP1-81596

Earn gift cards/discounts by submitting a publication using this product:
www.novusbio.com/publications

