

Product Datasheet

GOT2 Antibody - BSA Free NBP1-81565

Unit Size: 0.1 ml

Store at 4C short term. Aliquot and store at -20C long term. Avoid freeze-thaw cycles.

www.novusbio.com



technical@novusbio.com

Publications: 1

Protocols, Publications, Related Products, Reviews, Research Tools and Images at:
www.novusbio.com/NBP1-81565

Updated 12/2/2025 v.20.1

Earn rewards for product
reviews and publications.

Submit a publication at www.novusbio.com/publications

Submit a review at www.novusbio.com/reviews/destination/NBP1-81565



NBP1-81565

GOT2 Antibody - BSA Free

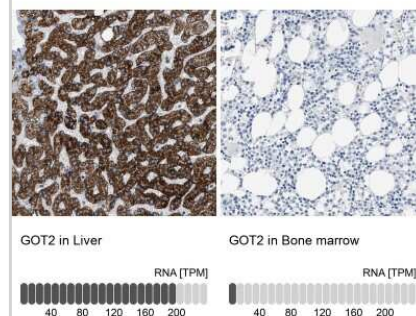
Product Information	
Unit Size	0.1 ml
Concentration	Concentrations vary lot to lot. See vial label for concentration. If unlisted please contact technical services.
Storage	Store at 4C short term. Aliquot and store at -20C long term. Avoid freeze-thaw cycles.
Clonality	Polyclonal
Preservative	0.02% Sodium Azide
Isotype	IgG
Purity	Affinity purified
Buffer	PBS (pH 7.2) and 40% Glycerol

Product Description	
Description	Novus Biologicals Rabbit GOT2 Antibody - BSA Free (NBP1-81565) is a polyclonal antibody validated for use in IHC and WB. All Novus Biologicals antibodies are covered by our 100% guarantee.
Host	Rabbit
Gene ID	2806
Gene Symbol	GOT2
Species	Human, Mouse, Rat
Immunogen	This antibody was developed against Recombinant Protein corresponding to amino acids: GFASGDGDKDAWAVRHFIEQGINVCLCQSYAKNMGLYGERVGAFTMVCKDAD EAKRVESQLKILIRPMYSNPPLNGARIAAAAILNTPDLRKQWLQEVKGMADRIIGM RTQLVSNLKKKEGSTHNWQHITDQIGMFCFTGLKPEQVER

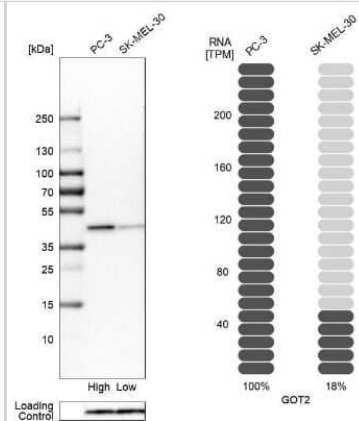
Product Application Details	
Applications	Western Blot, Immunohistochemistry-Paraffin, Immunohistochemistry
Recommended Dilutions	Western Blot 0.04-0.4 ug/ml, Immunohistochemistry 1:200 - 1:500, Immunohistochemistry-Paraffin 1:200 - 1:500
Application Notes	For IHC-Paraffin, HIER pH 6 retrieval is recommended.

Images

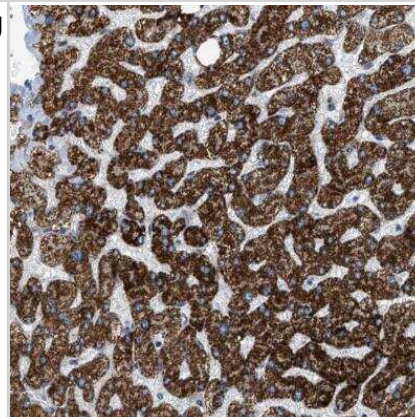
Immunohistochemistry-Paraffin: GOT2 Antibody [NBP1-81565] - Analysis in human liver and bone marrow tissues. Corresponding GOT2 RNA-seq data are presented for the same tissues.



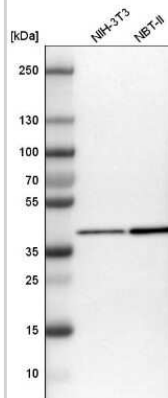
Western Blot: GOT2 Antibody [NBP1-81565] - Analysis in human cell lines PC-3 and SK-MEL-30. Corresponding GOT2 RNA-seq data are presented for the same cell lines. Loading control: Anti-PFN1.



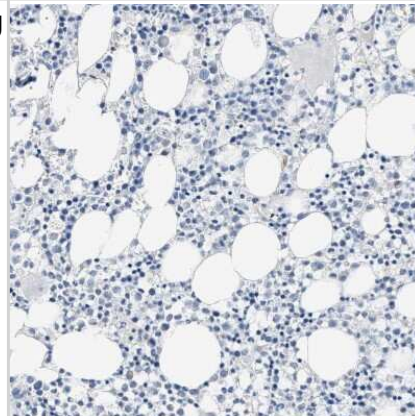
Immunohistochemistry-Paraffin: GOT2 Antibody [NBP1-81565] - Staining of human liver shows very strong cytoplasmic granular positivity in hepatocytes.



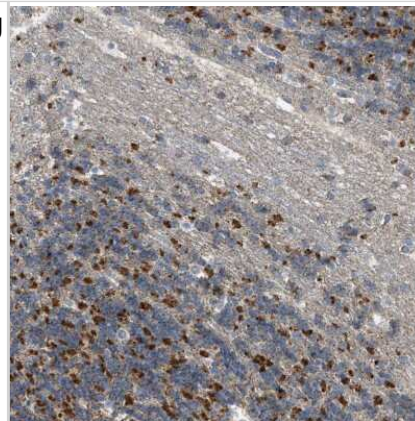
Western Blot: GOT2 Antibody [NBP1-81565] - Analysis in mouse cell line NIH-3T3 and rat cell line NBT-II.



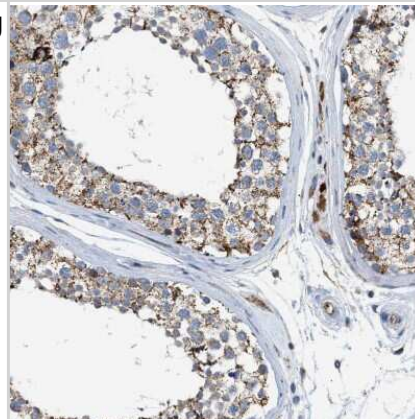
Immunohistochemistry-Paraffin: GOT2 Antibody [NBP1-81565] - Staining of human bone marrow shows no positivity in hepatocytes as expected.



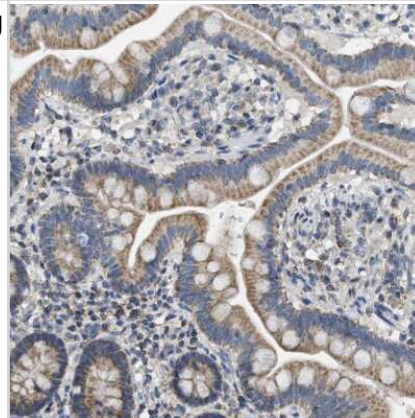
Immunohistochemistry-Paraffin: GOT2 Antibody [NBP1-81565] - Staining of human cerebellum shows strong cytoplasmic granular positivity in cells in granular layer.



Immunohistochemistry-Paraffin: GOT2 Antibody [NBP1-81565] - Staining of human testis shows strong cytoplasmic granular positivity in cells in seminiferous ducts.



Immunohistochemistry-Paraffin: GOT2 Antibody [NBP1-81565] - Staining of human small intestine shows moderate cytoplasmic granular positivity in glandular cells.



Publications

Pareek V, Benkovic S Metabolic profiling reveals channeled de novo pyrimidine and purine biosynthesis fueled by mitochondrially generated aspartic acid in cancer cells Nature Communications 2025-10-08 [PMID: 41062501]



Novus Biologicals USA

10730 E. Briarwood Avenue
Centennial, CO 80112
USA
Phone: 303.730.1950
Toll Free: 1.888.506.6887
Fax: 303.730.1966
nb-customerservice@bio-techne.com

Bio-Techne Canada

21 Canmotor Ave
Toronto, ON M8Z 4E6
Canada
Phone: 905.827.6400
Toll Free: 855.668.8722
Fax: 905.827.6402
canada.inquires@bio-techne.com

Bio-Techne Ltd

19 Barton Lane
Abingdon Science Park
Abingdon, OX14 3NB, United Kingdom
Phone: (44) (0) 1235 529449
Free Phone: 0800 37 34 15
Fax: (44) (0) 1235 533420
info.EMEA@bio-techne.com

General Contact Information

www.novusbio.com
Technical Support: nb-technical@bio-techne.com
Orders: nb-customerservice@bio-techne.com
General: novus@novusbio.com

Products Related to NBP1-81565

NBP1-81565PEP	GOT2 Recombinant Protein Antigen
NBP2-33376H	Blue Marker Antibody (6F4-F6) [HRP]
HAF008	Goat anti-Rabbit IgG Secondary Antibody [HRP]
NB7160	Goat anti-Rabbit IgG (H+L) Secondary Antibody [HRP]
NBP2-24891	Rabbit IgG Isotype Control

Limitations

This product is for research use only and is not approved for use in humans or in clinical diagnosis. Primary Antibodies are guaranteed for 1 year from date of receipt.

For more information on our 100% guarantee, please visit www.novusbio.com/guarantee

Earn gift cards/discounts by submitting a review: www.novusbio.com/reviews/submit/NBP1-81565

Earn gift cards/discounts by submitting a publication using this product:
www.novusbio.com/publications

