

Product Datasheet

TMEM41B Antibody - BSA Free NBP1-81552

Unit Size: 0.1 ml

Store at 4C short term. Aliquot and store at -20C long term. Avoid freeze-thaw cycles.

www.novusbio.com



technical@novusbio.com

Publications: 1

Protocols, Publications, Related Products, Reviews, Research Tools and Images at:
www.novusbio.com/NBP1-81552

Updated 12/2/2025 v.20.1

Earn rewards for product
reviews and publications.

Submit a publication at www.novusbio.com/publications

Submit a review at www.novusbio.com/reviews/destination/NBP1-81552



NBP1-81552

TMEM41B Antibody - BSA Free

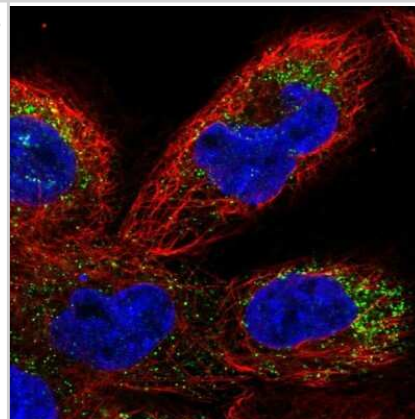
Product Information	
Unit Size	0.1 ml
Concentration	Concentrations vary lot to lot. See vial label for concentration. If unlisted please contact technical services.
Storage	Store at 4C short term. Aliquot and store at -20C long term. Avoid freeze-thaw cycles.
Clonality	Polyclonal
Preservative	0.02% Sodium Azide
Isotype	IgG
Purity	Affinity purified
Buffer	PBS (pH 7.2) and 40% Glycerol

Product Description	
Description	Novus Biologicals Rabbit TMEM41B Antibody - BSA Free (NBP1-81552) is a polyclonal antibody validated for use in IHC and ICC/IF. Anti-TMEM41B Antibody: Cited in 1 publication. All Novus Biologicals antibodies are covered by our 100% guarantee.
Host	Rabbit
Gene ID	440026
Gene Symbol	TMEM41B
Species	Human
Immunogen	This antibody was developed against Recombinant Protein corresponding to amino acids: MAKGRVAERSQLGAHHTTPVGDGAAGTRGLAAPGSRDHQKEKSWVEAGS

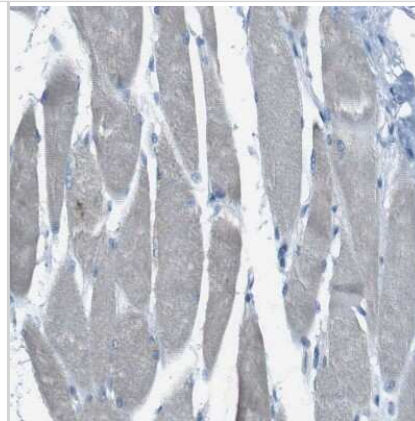
Product Application Details	
Applications	Immunohistochemistry-Paraffin, Immunocytochemistry/ Immunofluorescence, Immunohistochemistry
Recommended Dilutions	Immunohistochemistry 1:20-1:50, Immunocytochemistry/ Immunofluorescence 0.25-2 ug/ml, Immunohistochemistry-Paraffin 1:20-1:50
Application Notes	For IHC-Paraffin, HIER pH 6 retrieval is recommended. ICC/IF Fixation Permeabilization: Use PFA/Triton X-100.

Images

Immunocytochemistry/Immunofluorescence: TMEM41B Antibody [NBP1-81552] - Staining of human cell line A-431 shows localization to peroxisomes.



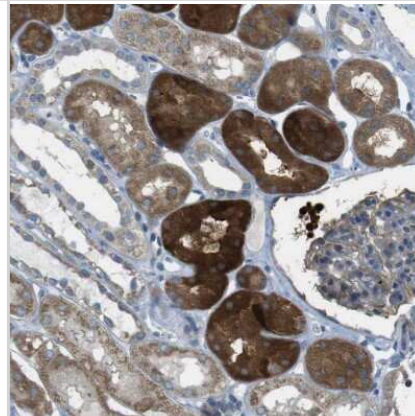
Immunohistochemistry-Paraffin: TMEM41B Antibody [NBP1-81552] - Staining of human Skeletal muscle shows no granular cytoplasmic positivity in myocytes as expected.



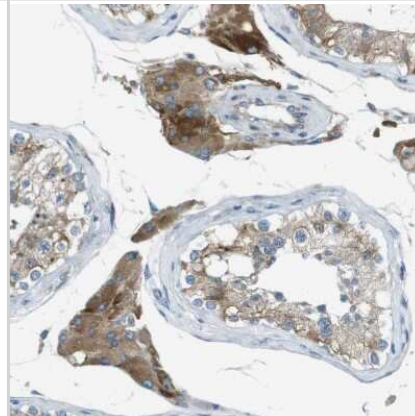
Immunohistochemistry-Paraffin: TMEM41B Antibody [NBP1-81552] - Staining of human cerebellum shows strong granular cytoplasmic positivity in Purkinje cells.



Immunohistochemistry-Paraffin: TMEM41B Antibody [NBP1-81552] - Staining of human Kidney shows strong granular cytoplasmic positivity in cells in tubules.



Immunohistochemistry-Paraffin: TMEM41B Antibody [NBP1-81552] - Staining of human Testis shows moderate granular cytoplasmic positivity in Leydig cells.



Publications

Ye Zhu, Motoki Fujimaki, Louisa Snape, Ana Lopez, Angeleen Fleming, David C. Rubinsztein Loss of WIPI4 in neurodegeneration causes autophagy-independent ferroptosis Nature Cell Biology 2024-03-07 [PMID: 38454050]



Novus Biologicals USA

10730 E. Briarwood Avenue
Centennial, CO 80112
USA
Phone: 303.730.1950
Toll Free: 1.888.506.6887
Fax: 303.730.1966
nb-customerservice@bio-techne.com

Bio-Techne Canada

21 Canmotor Ave
Toronto, ON M8Z 4E6
Canada
Phone: 905.827.6400
Toll Free: 855.668.8722
Fax: 905.827.6402
canada.inquires@bio-techne.com

Bio-Techne Ltd

19 Barton Lane
Abingdon Science Park
Abingdon, OX14 3NB, United Kingdom
Phone: (44) (0) 1235 529449
Free Phone: 0800 37 34 15
Fax: (44) (0) 1235 533420
info.EMEA@bio-techne.com

General Contact Information

www.novusbio.com
Technical Support: nb-technical@bio-techne.com
Orders: nb-customerservice@bio-techne.com
General: novus@novusbio.com

Products Related to NBP1-81552

NBP1-81552PEP	TMEM41B Recombinant Protein Antigen
HAF008	Goat anti-Rabbit IgG Secondary Antibody [HRP]
NB7160	Goat anti-Rabbit IgG (H+L) Secondary Antibody [HRP]
NBP2-24891	Rabbit IgG Isotype Control

Limitations

This product is for research use only and is not approved for use in humans or in clinical diagnosis. Primary Antibodies are guaranteed for 1 year from date of receipt.

For more information on our 100% guarantee, please visit www.novusbio.com/guarantee

Earn gift cards/discounts by submitting a review: www.novusbio.com/reviews/submit/NBP1-81552

Earn gift cards/discounts by submitting a publication using this product:
www.novusbio.com/publications

