

Product Datasheet

FAIM2 Antibody - BSA Free

NBP1-81456

Unit Size: 0.1 ml

Store at 4C short term. Aliquot and store at -20C long term. Avoid freeze-thaw cycles.

www.novusbio.com



technical@novusbio.com

Publications: 1

Protocols, Publications, Related Products, Reviews, Research Tools and Images at:
www.novusbio.com/NBP1-81456

Updated 12/2/2025 v.20.1

Earn rewards for product reviews and publications.

Submit a publication at www.novusbio.com/publications

Submit a review at www.novusbio.com/reviews/destination/NBP1-81456



NBP1-81456

FAIM2 Antibody - BSA Free

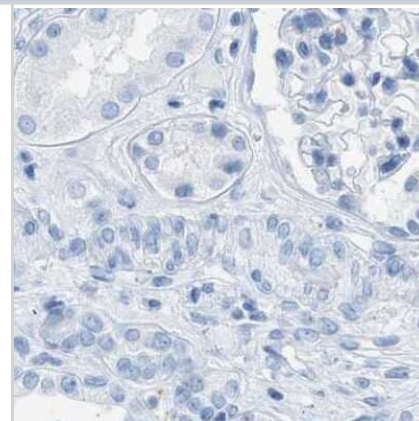
Product Information	
Unit Size	0.1 ml
Concentration	Concentrations vary lot to lot. See vial label for concentration. If unlisted please contact technical services.
Storage	Store at 4C short term. Aliquot and store at -20C long term. Avoid freeze-thaw cycles.
Clonality	Polyclonal
Preservative	0.02% Sodium Azide
Isotype	IgG
Purity	Affinity purified
Buffer	PBS (pH 7.2) and 40% Glycerol

Product Description	
Description	Novus Biologicals Rabbit FAIM2 Antibody - BSA Free (NBP1-81456) is a polyclonal antibody validated for use in IHC. Anti-FAIM2 Antibody: Cited in 1 publication. All Novus Biologicals antibodies are covered by our 100% guarantee.
Host	Rabbit
Gene ID	23017
Gene Symbol	FAIM2
Species	Human
Reactivity Notes	Reactivity reported in scientific literature (PMID: 24335530).
Immunogen	This antibody was developed against Recombinant Protein corresponding to amino acids: MTQGKLSVANKAPGTEGQQQVHGEKKEAPAVPSAPPSYEEATSGE

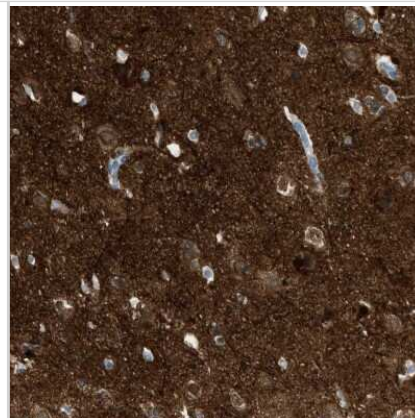
Product Application Details	
Applications	Immunohistochemistry-Paraffin, Immunohistochemistry
Recommended Dilutions	Immunohistochemistry 1:50 - 1:200, Immunohistochemistry-Paraffin 1:50 - 1:200
Application Notes	For IHC-Paraffin, HIER pH 6 retrieval is recommended.

Images

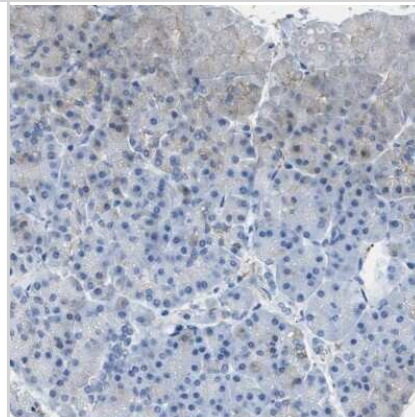
Immunohistochemistry-Paraffin: FAIM2 Antibody [NBP1-81456] - Staining of human kidney.



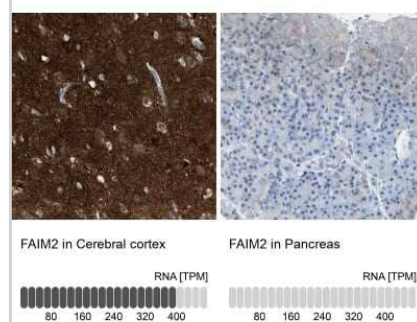
Immunohistochemistry-Paraffin: FAIM2 Antibody [NBP1-81456] - Staining of human cerebral cortex shows high expression.



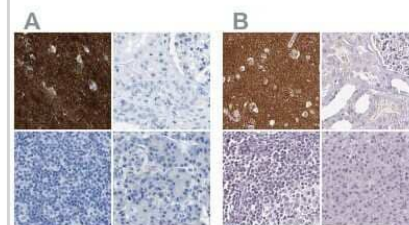
Immunohistochemistry-Paraffin: FAIM2 Antibody [NBP1-81456] - Staining of human pancreas shows low expression as expected.



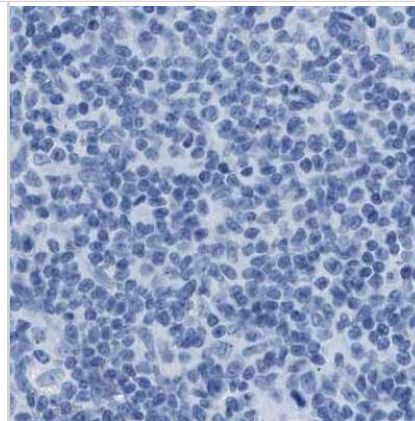
Immunohistochemistry-Paraffin: FAIM2 Antibody [NBP1-81456] - Staining in human cerebral cortex and pancreas tissues using anti-FAIM2 antibody. Corresponding FAIM2 RNA-seq data are presented for the same tissues.



Immunohistochemistry-Paraffin: FAIM2 Antibody [NBP1-81456] - Staining of human cerebral cortex, kidney, lymph node and pancreas using Anti-FAIM2 antibody NBP1-81456 (A) shows similar protein distribution across tissues to independent antibody NBP2-33537 (B).



Immunohistochemistry-Paraffin: FAIM2 Antibody [NBP1-81456] - Staining of human lymph node.



Publications

Tauber SC, Harms K, Falkenburger B et al. Modulation of Hippocampal Neuroplasticity by Fas/CD95 Regulatory Protein 2 (Faim2) in the Course of Bacterial Meningitis. *J Neuropathol Exp Neurol* 2014-01-01 [PMID: 24335530]





Novus Biologicals USA

10730 E. Briarwood Avenue
Centennial, CO 80112
USA
Phone: 303.730.1950
Toll Free: 1.888.506.6887
Fax: 303.730.1966
nb-customerservice@bio-techne.com

Bio-Techne Canada

21 Canmotor Ave
Toronto, ON M8Z 4E6
Canada
Phone: 905.827.6400
Toll Free: 855.668.8722
Fax: 905.827.6402
canada.inquires@bio-techne.com

Bio-Techne Ltd

19 Barton Lane
Abingdon Science Park
Abingdon, OX14 3NB, United Kingdom
Phone: (44) (0) 1235 529449
Free Phone: 0800 37 34 15
Fax: (44) (0) 1235 533420
info.EMEA@bio-techne.com

General Contact Information

www.novusbio.com
Technical Support: nb-technical@bio-techne.com
Orders: nb-customerservice@bio-techne.com
General: novus@novusbio.com

Products Related to NBP1-81456

NBP1-81456PEP	FAIM2 Recombinant Protein Antigen
HAF008	Goat anti-Rabbit IgG Secondary Antibody [HRP]
NB7160	Goat anti-Rabbit IgG (H+L) Secondary Antibody [HRP]
NBP2-24891	Rabbit IgG Isotype Control

Limitations

This product is for research use only and is not approved for use in humans or in clinical diagnosis. Primary Antibodies are guaranteed for 1 year from date of receipt.

For more information on our 100% guarantee, please visit www.novusbio.com/guarantee

Earn gift cards/discounts by submitting a review: www.novusbio.com/reviews/submit/NBP1-81456

Earn gift cards/discounts by submitting a publication using this product:
www.novusbio.com/publications

