

# Product Datasheet

## ZFP14 Antibody - BSA Free

### NBP1-81401

Unit Size: 0.1 ml

Store at 4C short term. Aliquot and store at -20C long term. Avoid freeze-thaw cycles.

[www.novusbio.com](http://www.novusbio.com)



[technical@novusbio.com](mailto:technical@novusbio.com)

Protocols, Publications, Related Products, Reviews, Research Tools and Images at:  
[www.novusbio.com/NBP1-81401](http://www.novusbio.com/NBP1-81401)

Updated 12/2/2025 v.20.1

Earn rewards for product  
reviews and publications.

Submit a publication at [www.novusbio.com/publications](http://www.novusbio.com/publications)

Submit a review at [www.novusbio.com/reviews/destination/NBP1-81401](http://www.novusbio.com/reviews/destination/NBP1-81401)



**NBP1-81401**

ZFP14 Antibody - BSA Free

| Product Information  |                                                                                                                  |
|----------------------|------------------------------------------------------------------------------------------------------------------|
| <b>Unit Size</b>     | 0.1 ml                                                                                                           |
| <b>Concentration</b> | Concentrations vary lot to lot. See vial label for concentration. If unlisted please contact technical services. |
| <b>Storage</b>       | Store at 4C short term. Aliquot and store at -20C long term. Avoid freeze-thaw cycles.                           |
| <b>Clonality</b>     | Polyclonal                                                                                                       |
| <b>Preservative</b>  | 0.02% Sodium Azide                                                                                               |
| <b>Isotype</b>       | IgG                                                                                                              |
| <b>Purity</b>        | Affinity purified                                                                                                |
| <b>Buffer</b>        | PBS (pH 7.2) and 40% Glycerol                                                                                    |

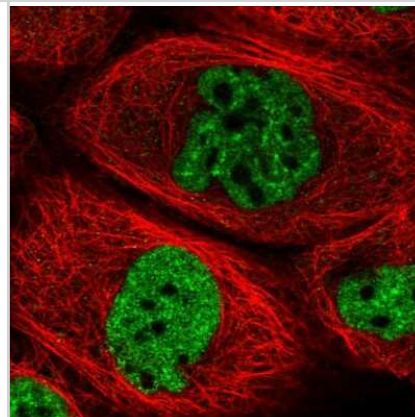
| Product Description |                                                                                                                                                                                                                                            |
|---------------------|--------------------------------------------------------------------------------------------------------------------------------------------------------------------------------------------------------------------------------------------|
| <b>Description</b>  | Novus Biologicals Rabbit ZFP14 Antibody - BSA Free (NBP1-81401) is a polyclonal antibody validated for use in IHC and ICC/IF. All Novus Biologicals antibodies are covered by our 100% guarantee.                                          |
| <b>Host</b>         | Rabbit                                                                                                                                                                                                                                     |
| <b>Gene ID</b>      | 57677                                                                                                                                                                                                                                      |
| <b>Gene Symbol</b>  | ZFP14                                                                                                                                                                                                                                      |
| <b>Species</b>      | Human                                                                                                                                                                                                                                      |
| <b>Immunogen</b>    | This antibody was developed against Recombinant Protein corresponding to amino acids:<br>AQRDLYRDVMWENYSNFI <del>SL</del> AGPSISKPDVITLLDEERKEPGMVVREGTRRYC<br>PDLESRYRTNTLSPEKDIYEIYSFQWDIMERIKSYSLQGSIFRNDWECKSKIEGE<br>KEQQEGYFGQVKITSE |

| Product Application Details  |                                                                                                                                                                                                |
|------------------------------|------------------------------------------------------------------------------------------------------------------------------------------------------------------------------------------------|
| <b>Applications</b>          | Immunohistochemistry-Paraffin, Immunocytochemistry/ Immunofluorescence, Immunohistochemistry, Chromatin Immunoprecipitation-exo-Seq                                                            |
| <b>Recommended Dilutions</b> | Immunohistochemistry 1:50 - 1:200, Immunocytochemistry/ Immunofluorescence 0.25-2 ug/ml, Immunohistochemistry-Paraffin 1:50 - 1:200, Chromatin Immunoprecipitation-exo-Seq 1-10ug per reaction |
| <b>Application Notes</b>     | For IHC-Paraffin, HIER pH 6 retrieval is recommended.<br>Immunocytochemistry/Immunofluorescence Fixation Permeabilization: Use PFA/Triton X-100.                                               |

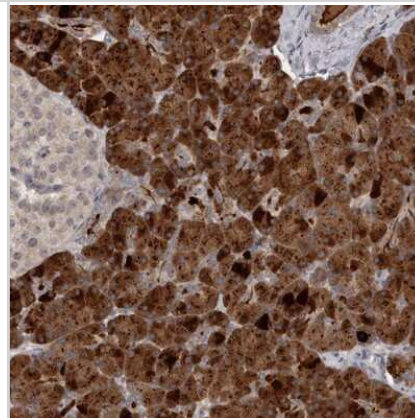


## Images

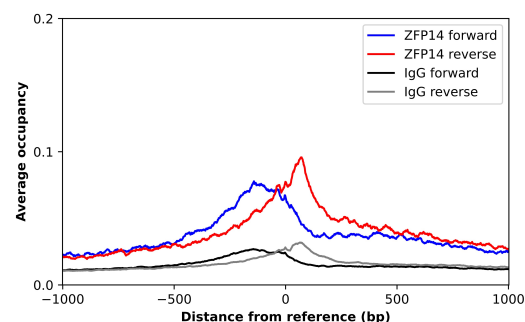
Immunocytochemistry/Immunofluorescence: ZFP14 Antibody [NBP1-81401] - Immunofluorescent staining of human cell line A-431 shows localization to nuclear speckles.



Immunohistochemistry-Paraffin: ZFP14 Antibody [NBP1-81401] - Staining of human pancreas shows strong cytoplasmic positivity in exocrine glandular cells.



ChIP-Exo-Seq composite graph for Anti-ZFP14 (NBP1-81401) tested in K562 cells. Strand-specific reads (blue: forward, red: reverse) and IgG controls (black: forward, grey: reverse) are plotted against the distance from a composite set of reference binding sites. The antibody exhibits robust target enrichment compared to a non-specific IgG control and precisely reveals its structural organization around the binding site. Data generated by Prof. B. F. Pugh's Lab at Cornell University.





### **Novus Biologicals USA**

10730 E. Briarwood Avenue  
Centennial, CO 80112  
USA  
Phone: 303.730.1950  
Toll Free: 1.888.506.6887  
Fax: 303.730.1966  
nb-customerservice@bio-techne.com

### **Bio-Techne Canada**

21 Canmotor Ave  
Toronto, ON M8Z 4E6  
Canada  
Phone: 905.827.6400  
Toll Free: 855.668.8722  
Fax: 905.827.6402  
canada.inquires@bio-techne.com

### **Bio-Techne Ltd**

19 Barton Lane  
Abingdon Science Park  
Abingdon, OX14 3NB, United Kingdom  
Phone: (44) (0) 1235 529449  
Free Phone: 0800 37 34 15  
Fax: (44) (0) 1235 533420  
info.EMEA@bio-techne.com

### **General Contact Information**

www.novusbio.com  
Technical Support: nb-technical@bio-techne.com  
Orders: nb-customerservice@bio-techne.com  
General: novus@novusbio.com

### **Products Related to NBP1-81401**

---

|               |                                                     |
|---------------|-----------------------------------------------------|
| NBP1-81401PEP | ZFP14 Recombinant Protein Antigen                   |
| HAF008        | Goat anti-Rabbit IgG Secondary Antibody [HRP]       |
| NB7160        | Goat anti-Rabbit IgG (H+L) Secondary Antibody [HRP] |
| NBP2-24891    | Rabbit IgG Isotype Control                          |

---

### **Limitations**

This product is for research use only and is not approved for use in humans or in clinical diagnosis. Primary Antibodies are guaranteed for 1 year from date of receipt.

For more information on our 100% guarantee, please visit [www.novusbio.com/guarantee](http://www.novusbio.com/guarantee)

Earn gift cards/discounts by submitting a review: [www.novusbio.com/reviews/submit/NBP1-81401](http://www.novusbio.com/reviews/submit/NBP1-81401)

Earn gift cards/discounts by submitting a publication using this product:  
[www.novusbio.com/publications](http://www.novusbio.com/publications)

