# Product Datasheet

## MeCP2 Antibody - BSA Free
## NBP1-81027

Unit Size: 0.1 ml

Store at 4C short term. Aliquot and store at -20C long term. Avoid freeze-thaw cycles.

www.novusbio.com technical@novusbio.com

**Publications: 1**

Protocols, Publications, Related Products, Reviews, Research Tools and Images at:
www.novusbio.com/NBP1-81027

Updated 12/2/2025 v.20.1

Earn rewards for product reviews and publications.
Submit a publication at www.novusbio.com/publications
Submit a review at www.novusbio.com/reviews/destination/NBP1-81027

# NBP1-81027

MeCP2 Antibody - BSA Free

## Product Information

| | |
|---|---|
| **Unit Size** | 0.1 ml |
| **Concentration** | Concentrations vary lot to lot. See vial label for concentration. If unlisted please contact technical services. |
| **Storage** | Store at 4C short term. Aliquot and store at -20C long term. Avoid freeze-thaw cycles. |
| **Clonality** | Polyclonal |
| **Preservative** | 0.02% Sodium Azide |
| **Isotype** | IgG |
| **Purity** | Affinity purified |
| **Buffer** | PBS (pH 7.2) and 40% Glycerol |

## Product Description

| | |
|---|---|
| **Description** | Novus Biologicals Rabbit MeCP2 Antibody - BSA Free (NBP1-81027) is a polyclonal antibody validated for use in IHC and ICC/IF. Anti-MeCP2 Antibody: Cited in 1 publication. All Novus Biologicals antibodies are covered by our 100% guarantee. |
| **Host** | Rabbit |
| **Gene ID** | 4204 |
| **Gene Symbol** | MECP2 |
| **Species** | Human |
| **Reactivity Notes** | Reactivity reported in scientific literature (PMID: 23435261) |
| **Marker** | Nucleus Marker |
| **Immunogen** | This antibody was developed against Recombinant Protein corresponding to amino acids: ATTSTQVMVIKRPGRKRKAEADPQAIPKKRGRKPGSVVAAAAAEAKKKAVKESSIRSVQETVLPIKKRKTRETVSIEVKEVVKPLLVSTLGEKSGKGLKTCKSPGRKSKESS |

## Product Application Details

| | |
|---|---|
| **Applications** | Immunohistochemistry-Paraffin, Immunocytochemistry/ Immunofluorescence, Immunohistochemistry |
| **Recommended Dilutions** | Immunohistochemistry 1:500 - 1:1000, Immunocytochemistry/ Immunofluorescence 0.25-2 ug/ml, Immunohistochemistry-Paraffin 1:500 - 1:1000 |
| **Application Notes** | For IHC-Paraffin, HIER pH 6 retrieval is recommended. ICC/IF Fixation Permeabilization: Use PFA/Triton X-100. |

## Images

| | |
|---|---|
| Immunohistochemistry-Paraffin: MeCP2 Antibody [NBP1-81027] - Staining of human cerebellum, lymph node, prostate and testis using Anti-MeCP2 antibody NBP1-81027 (A) shows similar protein distribution across tissues to independent antibody NBP1-81028 (B). | 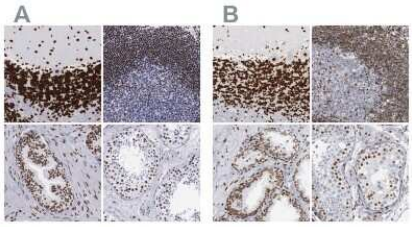  |
| Immunocytochemistry/Immunofluorescence: MeCP2 Antibody [NBP1-81027] - Staining of human cell line U-251 MG shows localization to nucleoplasm. Antibody staining is shown in green. | 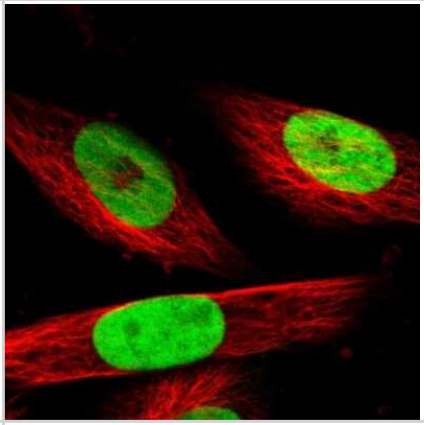 |
| Immunohistochemistry-Paraffin: MeCP2 Antibody [NBP1-81027] - Staining of human testis shows strong nuclear positivity in cells in seminiferous ducts. | 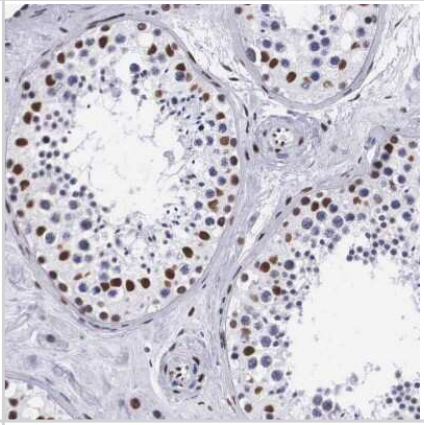 |
| Immunohistochemistry-Paraffin: MeCP2 Antibody [NBP1-81027] - Staining of human cerebellum shows strong nuclear positivity in cells in granular layer. | 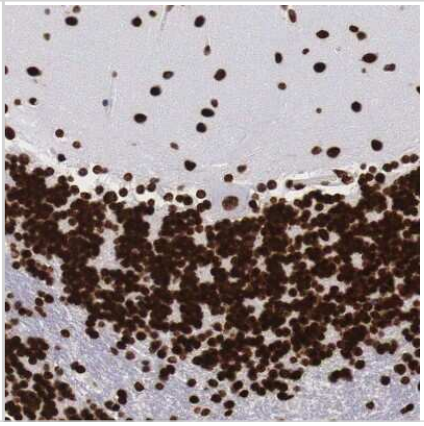 |

| | |
|---|---|
| Immunohistochemistry-Paraffin: MeCP2 Antibody [NBP1-81027] - Staining of human lymph node shows strong nuclear positivity in non-germinal center cells. | 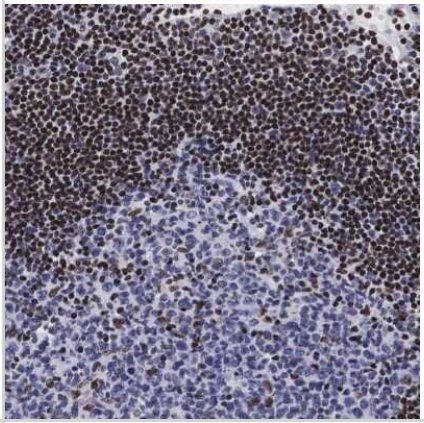 |
| Immunohistochemistry-Paraffin: MeCP2 Antibody [NBP1-81027] - Staining of human prostate shows moderate to strong nuclear positivity in glandular cells. | |

## Publications

Stadler C, Rexhepaj E, Singan VR et al. Immunofluorescence and fluorescent-protein tagging show high correlation for protein localization in mammalian cells. Nat Methods 2013-04-01 [PMID: 23435261]

**Novus Biologicals USA**
10730 E. Briarwood Avenue
Centennial, CO 80112
USA
Phone: 303.730.1950
Toll Free: 1.888.506.6887
Fax: 303.730.1966
nb-customerservice@bio-techne.com

**Bio-Techne Canada**
21 Canmotor Ave
Toronto, ON M8Z 4E6
Canada
Phone: 905.827.6400
Toll Free: 855.668.8722
Fax: 905.827.6402
canada.inquires@bio-techne.com

**Bio-Techne Ltd**
19 Barton Lane
Abingdon Science Park
Abingdon, OX14 3NB, United Kingdom
Phone: (44) (0) 1235 529449
Free Phone: 0800 37 34 15
Fax: (44) (0) 1235 533420
info.EMEA@bio-techne.com

**General Contact Information**
www.novusbio.com
Technical Support: nb-technical@bio-techne.com
Orders: nb-customerservice@bio-techne.com
General: novus@novusbio.com

## Products Related to NBP1-81027

| | |
|---|---|
| NBP1-81027PEP | MeCP2 Recombinant Protein Antigen |
| HAF008 | Goat anti-Rabbit IgG Secondary Antibody [HRP] |
| NB7160 | Goat anti-Rabbit IgG (H+L) Secondary Antibody [HRP] |
| NBP2-24891 | Rabbit IgG Isotype Control |

**Limitations**
This product is for research use only and is not approved for use in humans or in clinical diagnosis. Primary Antibodies are guaranteed for 1 year from date of receipt.

**For more information on our 100% guarantee, please visit www.novusbio.com/guarantee**

**Earn gift cards/discounts by submitting a review: www.novusbio.com/reviews/submit/NBP1-81027**

**Earn gift cards/discounts by submitting a publication using this product: www.novusbio.com/publications**