

Product Datasheet

MS4A8B Antibody - BSA Free NBP1-81026

Unit Size: 0.1 ml

Store at 4C short term. Aliquot and store at -20C long term. Avoid freeze-thaw cycles.

www.novusbio.com



technical@novusbio.com

Publications: 1

Protocols, Publications, Related Products, Reviews, Research Tools and Images at:
www.novusbio.com/NBP1-81026

Updated 12/2/2025 v.20.1

Earn rewards for product
reviews and publications.

Submit a publication at www.novusbio.com/publications

Submit a review at www.novusbio.com/reviews/destination/NBP1-81026



NBP1-81026

MS4A8B Antibody - BSA Free


Product Information	
Unit Size	0.1 ml
Concentration	Concentrations vary lot to lot. See vial label for concentration. If unlisted please contact technical services.
Storage	Store at 4C short term. Aliquot and store at -20C long term. Avoid freeze-thaw cycles.
Clonality	Polyclonal
Preservative	0.02% Sodium Azide
Isotype	IgG
Purity	Affinity purified
Buffer	PBS (pH 7.2) and 40% Glycerol

Product Description	
Description	Novus Biologicals Rabbit MS4A8B Antibody - BSA Free (NBP1-81026) is a polyclonal antibody validated for use in IHC and WB. Anti-MS4A8B Antibody: Cited in 1 publication. All Novus Biologicals antibodies are covered by our 100% guarantee.
Host	Rabbit
Gene ID	83661
Gene Symbol	MS4A8
Species	Human
Immunogen	This antibody was developed against Recombinant Protein corresponding to amino acids: MNSMTSAVPVANSVLVVAPHNGYPVTPGIMSHVPLYPNSQPQVHLVPGNPPS LVSNVNGQPVQKALKEGK

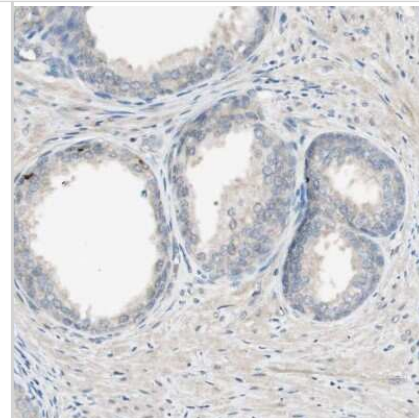
Product Application Details	
Applications	Western Blot, Immunohistochemistry-Paraffin, Immunohistochemistry
Recommended Dilutions	Western Blot 0.04 - 0.4 ug/ml, Immunohistochemistry 1:50 - 1:200, Immunohistochemistry-Paraffin 1:50-1:200
Application Notes	For IHC-Paraffin, HIER pH 6 retrieval is recommended.

Images

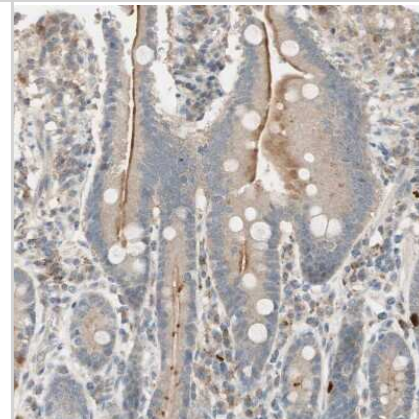
Western Blot: MS4A8B Antibody [NBP1-81026] - Analysis in control (vector only transfected HEK293T lysate) and MS4A8 over-expression lysate (Co-expressed with a C-terminal myc-DDK tag (3.1 kDa) in mammalian HEK293T cells).



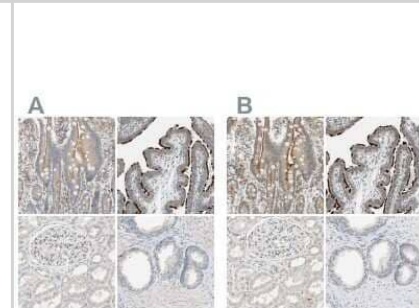
Immunohistochemistry-Paraffin: MS4A8B Antibody [NBP1-81026] - Staining of human prostate shows low positivity in glandular cells as expected.



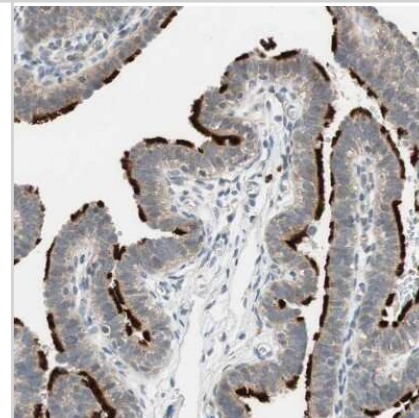
Immunohistochemistry-Paraffin: MS4A8B Antibody [NBP1-81026] - Staining of human duodenum shows moderate positivity in apical membrane in glandular cells.



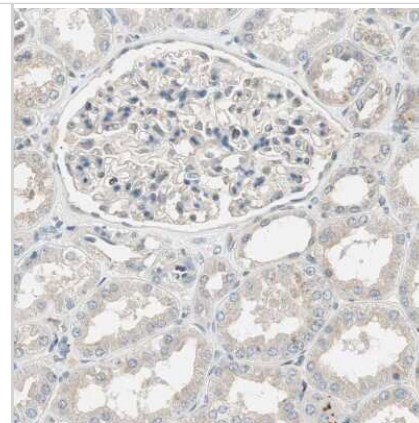
Immunohistochemistry-Paraffin: MS4A8B Antibody [NBP1-81026] - Staining of human duodenum, fallopian tube, kidney and prostate using Anti-MS4A8B antibody NBP1-81026 (A) shows similar protein distribution across tissues to independent antibody NBP1-81025 (B).



Immunohistochemistry-Paraffin: MS4A8B Antibody [NBP1-81026] - Staining of human Fallopian tube shows strong positivity in cilia in glandular cells.



Immunohistochemistry-Paraffin: MS4A8B Antibody [NBP1-81026] - Staining of human kidney shows low positivity in cells in tubules as expected.



Publications

Ye L, Yao XD, Wan FN et al. MS4A8B promotes cell proliferation in prostate cancer. Prostate. 2014-06-01 [PMID: 24789009] (IHC-P, WB, Human)



Novus Biologicals USA

10730 E. Briarwood Avenue
Centennial, CO 80112
USA
Phone: 303.730.1950
Toll Free: 1.888.506.6887
Fax: 303.730.1966
nb-customerservice@bio-techne.com

Bio-Techne Canada

21 Canmotor Ave
Toronto, ON M8Z 4E6
Canada
Phone: 905.827.6400
Toll Free: 855.668.8722
Fax: 905.827.6402
canada.inquires@bio-techne.com

Bio-Techne Ltd

19 Barton Lane
Abingdon Science Park
Abingdon, OX14 3NB, United Kingdom
Phone: (44) (0) 1235 529449
Free Phone: 0800 37 34 15
Fax: (44) (0) 1235 533420
info.EMEA@bio-techne.com

General Contact Information

www.novusbio.com
Technical Support: nb-technical@bio-techne.com
Orders: nb-customerservice@bio-techne.com
General: novus@novusbio.com

Products Related to NBP1-81026

NBP1-81026PEP	MS4A8B Recombinant Protein Antigen
NBP2-33376H	Blue Marker Antibody (6F4-F6) [HRP]
HAF008	Goat anti-Rabbit IgG Secondary Antibody [HRP]
NB7160	Goat anti-Rabbit IgG (H+L) Secondary Antibody [HRP]
NBP2-24891	Rabbit IgG Isotype Control

Limitations

This product is for research use only and is not approved for use in humans or in clinical diagnosis. Primary Antibodies are guaranteed for 1 year from date of receipt.

For more information on our 100% guarantee, please visit www.novusbio.com/guarantee

Earn gift cards/discounts by submitting a review: www.novusbio.com/reviews/submit/NBP1-81026

Earn gift cards/discounts by submitting a publication using this product:
www.novusbio.com/publications

