

Product Datasheet

TRAF-6 Antibody - BSA Free

NBP1-80826

Unit Size: 0.1 ml

Store at 4C short term. Aliquot and store at -20C long term. Avoid freeze-thaw cycles.

www.novusbio.com



technical@novusbio.com

Publications: 2

Protocols, Publications, Related Products, Reviews, Research Tools and Images at:
www.novusbio.com/NBP1-80826

Updated 12/2/2025 v.20.1

Earn rewards for product reviews and publications.

Submit a publication at www.novusbio.com/publications

Submit a review at www.novusbio.com/reviews/destination/NBP1-80826



NBP1-80826

TRAF-6 Antibody - BSA Free

Product Information	
Unit Size	0.1 ml
Concentration	Concentrations vary lot to lot. See vial label for concentration. If unlisted please contact technical services.
Storage	Store at 4C short term. Aliquot and store at -20C long term. Avoid freeze-thaw cycles.
Clonality	Polyclonal
Preservative	0.02% Sodium Azide
Isotype	IgG
Purity	Affinity purified
Buffer	PBS (pH 7.2) and 40% Glycerol

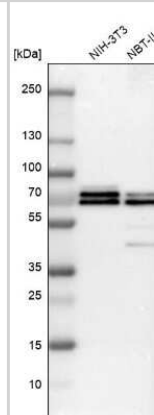
Product Description	
Description	Novus Biologicals Rabbit TRAF-6 Antibody - BSA Free (NBP1-80826) is a polyclonal antibody validated for use in IHC, WB and ICC/IF. Anti-TRAF-6 Antibody: Cited in 2 publications. All Novus Biologicals antibodies are covered by our 100% guarantee.
Host	Rabbit
Gene ID	7189
Gene Symbol	TRAF6
Species	Human, Mouse, Rat
Immunogen	This antibody was developed against Recombinant Protein corresponding to amino acids: SLLNCENSCGSSQSESDCCVAMASSCSAVTKDDSVGGTASTGNLSSSFMEEI QGYDVEFDPPLESKYECPICLMALREAVQ

Product Application Details	
Applications	Western Blot, Immunohistochemistry-Paraffin, Immunocytochemistry/Immunofluorescence, Immunohistochemistry
Recommended Dilutions	Western Blot 0.04 - 0.4 ug/ml, Immunohistochemistry 1:200 - 1:500, Immunocytochemistry/ Immunofluorescence 0.25-2 ug/ml, Immunohistochemistry-Paraffin 1:200 - 1:500
Application Notes	For IHC-Paraffin, HIER pH 6 retrieval is recommended. Immunocytochemistry/Immunofluorescence Fixation Permeabilization: Use PFA/Triton X-100.

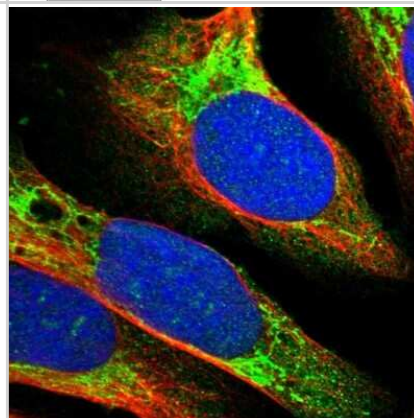


Images

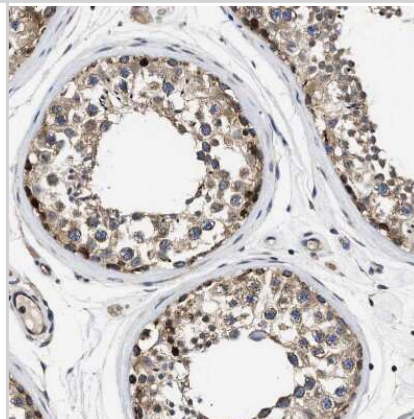
Western Blot: TRAF-6 Antibody [NBP1-80826] - Analysis in mouse cell line NIH-3T3 and rat cell line NBT-II.



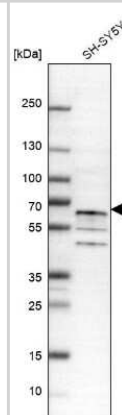
Immunocytochemistry/Immunofluorescence: TRAF-6 Antibody [NBP1-80826] - Immunofluorescent staining of human cell line U-2 OS shows localization to nucleoli & mitochondria.



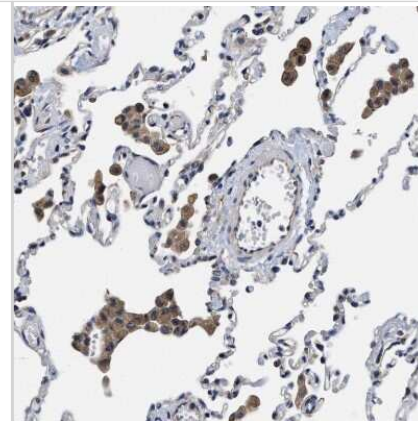
Immunohistochemistry-Paraffin: TRAF-6 Antibody [NBP1-80826] - Staining of human testis shows weak to moderate cytoplasmic positivity in cells in seminiferous ducts.



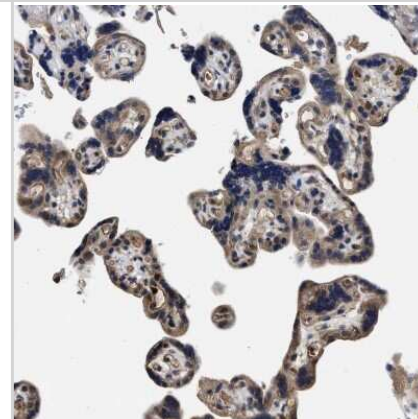
Western Blot: TRAF-6 Antibody [NBP1-80826] - Analysis in human cell line SH-SY5Y.



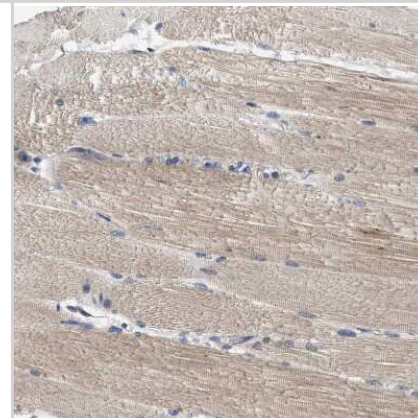
Immunohistochemistry-Paraffin: TRAF-6 Antibody [NBP1-80826] - Staining of human lung shows moderate cytoplasmic positivity in macrophages.



Immunohistochemistry-Paraffin: TRAF-6 Antibody [NBP1-80826] - Staining of human placenta shows weak to moderate cytoplasmic positivity in trophoblastic cells.



Immunohistochemistry-Paraffin: TRAF-6 Antibody [NBP1-80826] - Staining of human skeletal muscle shows weak cytoplasmic positivity in myocytes.



Publications

Mendiola Pla M, Milano CA, Chiang Y et al. Transvenous Endomyocardial Biopsy Technique for Intra-abdominal Heterotopic Cardiac Grafts Journal of cardiovascular translational research 2022-11-07 [PMID: 36344902]

Roy SC, Napit PR, Pasula MB et al. G-Protein-Coupled Lactate Receptor GPR81 Control of VMNvl Glucoregulatory Neurotransmitter and 5'-AMP-Activated Protein Kinase Expression American journal of physiology. Regulatory, integrative and comparative physiology 2022-11-21 [PMID: 36409024]



Novus Biologicals USA

10730 E. Briarwood Avenue
Centennial, CO 80112
USA
Phone: 303.730.1950
Toll Free: 1.888.506.6887
Fax: 303.730.1966
nb-customerservice@bio-techne.com

Bio-Techne Canada

21 Canmotor Ave
Toronto, ON M8Z 4E6
Canada
Phone: 905.827.6400
Toll Free: 855.668.8722
Fax: 905.827.6402
canada.inquires@bio-techne.com

Bio-Techne Ltd

19 Barton Lane
Abingdon Science Park
Abingdon, OX14 3NB, United Kingdom
Phone: (44) (0) 1235 529449
Free Phone: 0800 37 34 15
Fax: (44) (0) 1235 533420
info.EMEA@bio-techne.com

General Contact Information

www.novusbio.com
Technical Support: nb-technical@bio-techne.com
Orders: nb-customerservice@bio-techne.com
General: novus@novusbio.com

Products Related to NBP1-80826

NBP1-80826PEP	TRAF-6 Recombinant Protein Antigen
NBP2-33376H	Blue Marker Antibody (6F4-F6) [HRP]
HAF008	Goat anti-Rabbit IgG Secondary Antibody [HRP]
NB7160	Goat anti-Rabbit IgG (H+L) Secondary Antibody [HRP]
NBP2-24891	Rabbit IgG Isotype Control

Limitations

This product is for research use only and is not approved for use in humans or in clinical diagnosis. Primary Antibodies are guaranteed for 1 year from date of receipt.

For more information on our 100% guarantee, please visit www.novusbio.com/guarantee

Earn gift cards/discounts by submitting a review: www.novusbio.com/reviews/submit/NBP1-80826

Earn gift cards/discounts by submitting a publication using this product:
www.novusbio.com/publications

