

Product Datasheet

RPS25 Antibody - BSA Free

NBP1-80802

Unit Size: 0.1 ml

Store at 4C short term. Aliquot and store at -20C long term. Avoid freeze-thaw cycles.

www.novusbio.com



technical@novusbio.com

Publications: 3

Protocols, Publications, Related Products, Reviews, Research Tools and Images at:
www.novusbio.com/NBP1-80802

Updated 3/4/2026 v.20.1

Earn rewards for product
reviews and publications.

Submit a publication at www.novusbio.com/publications

Submit a review at www.novusbio.com/reviews/destination/NBP1-80802



NBP1-80802

RPS25 Antibody - BSA Free

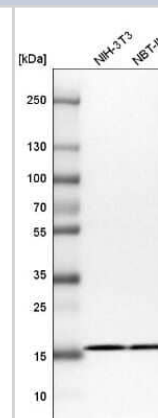
Product Information	
Unit Size	0.1 ml
Concentration	Concentrations vary lot to lot. See vial label for concentration. If unlisted please contact technical services.
Storage	Store at 4C short term. Aliquot and store at -20C long term. Avoid freeze-thaw cycles.
Clonality	Polyclonal
Preservative	0.02% Sodium Azide
Isotype	IgG
Purity	Affinity purified
Buffer	PBS (pH 7.2) and 40% Glycerol

Product Description	
Host	Rabbit
Gene ID	6230
Gene Symbol	RPS25
Species	Human, Mouse, Rat
Immunogen	This antibody was developed against Recombinant Protein corresponding to amino acids: VPNYKLITPAVVSERLKIRGSLARAALQELLSKGLIKLVSKHRAQVIYTRNTKGG DAPAAGEDA

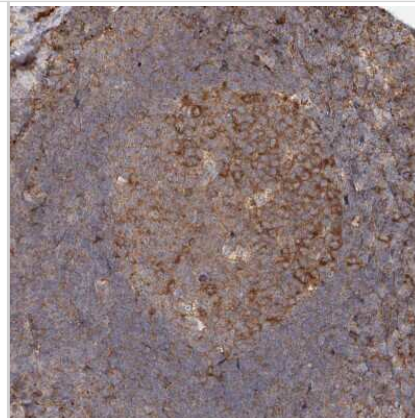
Product Application Details	
Applications	Western Blot, Immunohistochemistry-Paraffin, Immunocytochemistry/ Immunofluorescence, Immunohistochemistry
Recommended Dilutions	Western Blot 0.04-0.4 ug/ml, Immunohistochemistry 1:1000 - 1:2500, Immunocytochemistry/ Immunofluorescence 0.25-2 ug/ml, Immunohistochemistry-Paraffin 1:1000 - 1:2500
Application Notes	For IHC-Paraffin, HIER pH 6 retrieval is recommended. ICC/IF Fixation Permeabilization: Use PFA/Triton X-100.

Images

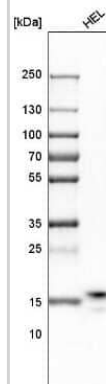
Western Blot: RPS25 Antibody [NBP1-80802] - Analysis in mouse cell line NIH-3T3 and rat cell line NBT-II.



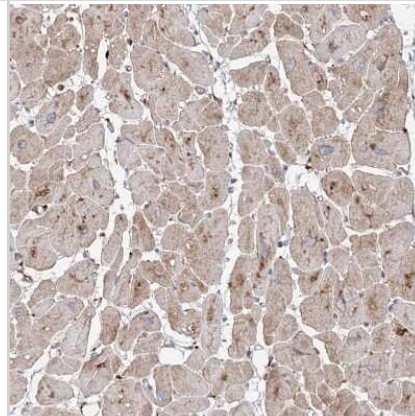
Immunohistochemistry-Paraffin: RPS25 Antibody [NBP1-80802] - Staining of human lymph node shows moderate to strong cytoplasmic positivity in germinal center cells.



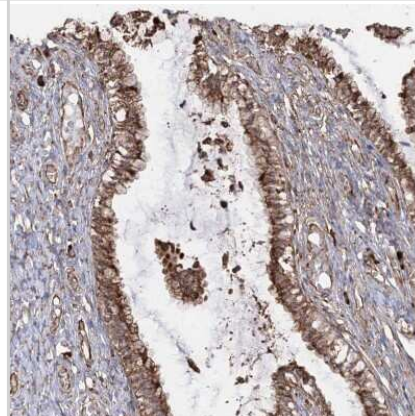
Western Blot: RPS25 Antibody [NBP1-80802] - Analysis in human cell line HELA.



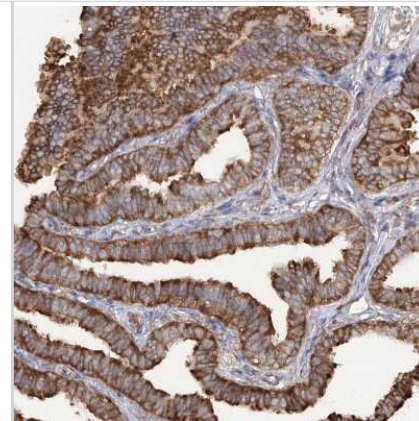
Immunohistochemistry-Paraffin: RPS25 Antibody [NBP1-80802] - Staining of human heart muscle shows weak to moderate cytoplasmic positivity in cardiomyocytes.



Immunohistochemistry-Paraffin: RPS25 Antibody [NBP1-80802] - Staining of human cervix, uterine shows strong cytoplasmic positivity in glandular cells.



Immunohistochemistry-Paraffin: RPS25 Antibody [NBP1-80802] - Staining of human fallopian tube shows strong cytoplasmic positivity in glandular cells.



Publications

Zhu X, Cruz VE, Zhang H et al. Specific tRNAs promote mRNA decay by recruiting the CCR4-NOT complex to translating ribosomes *Science* 2024-10-09 [PMID: 39571015]

Abedini A, Landry DA, Macaulay AD et al. SWI/SNF chromatin remodeling subunit Smarca4/BRG1 is essential for female fertility *Biology of reproduction* 2022-11-28 [PMID: 36440965] (ICC/IF, Mouse)

Yishuang L, Jinyu K, Jia L et al Hepatocytic AP-1 and STAT3 contribute to chemotaxis in alphanaphthylisothiocyanate-induced cholestatic liver injury *Toxicology Letters* 2022-11-01 [PMID: 36460194]



Novus Biologicals USA

10730 E. Briarwood Avenue
Centennial, CO 80112
USA
Phone: 303.730.1950
Toll Free: 1.888.506.6887
Fax: 303.730.1966
nb-customerservice@bio-techne.com

Bio-Techne Canada

21 Canmotor Ave
Toronto, ON M8Z 4E6
Canada
Phone: 905.827.6400
Toll Free: 855.668.8722
Fax: 905.827.6402
canada.inquires@bio-techne.com

Bio-Techne Ltd

19 Barton Lane
Abingdon Science Park
Abingdon, OX14 3NB, United Kingdom
Phone: (44) (0) 1235 529449
Free Phone: 0800 37 34 15
Fax: (44) (0) 1235 533420
info.EMEA@bio-techne.com

General Contact Information

www.novusbio.com
Technical Support: nb-technical@bio-techne.com
Orders: nb-customerservice@bio-techne.com
General: novus@novusbio.com

Products Related to NBP1-80802

NBP1-80802PEP	RPS25 Recombinant Protein Antigen
HAF008	Goat anti-Rabbit IgG Secondary Antibody [HRP]
NB7160	Goat anti-Rabbit IgG (H+L) Secondary Antibody [HRP]
NBP2-24891	Rabbit IgG Isotype Control

Limitations

This product is for research use only and is not approved for use in humans or in clinical diagnosis. Primary Antibodies are guaranteed for 1 year from date of receipt.

For more information on our 100% guarantee, please visit www.novusbio.com/guarantee

Earn gift cards/discounts by submitting a review: www.novusbio.com/reviews/submit/NBP1-80802

Earn gift cards/discounts by submitting a publication using this product:
www.novusbio.com/publications

