

Product Datasheet

SAT2 Antibody - BSA Free NBP1-80722

Unit Size: 0.1 ml

Store at 4C short term. Aliquot and store at -20C long term. Avoid freeze-thaw cycles.

www.novusbio.com



technical@novusbio.com

Publications: 1

Protocols, Publications, Related Products, Reviews, Research Tools and Images at:
www.novusbio.com/NBP1-80722

Updated 12/2/2025 v.20.1

Earn rewards for product
reviews and publications.

Submit a publication at www.novusbio.com/publications

Submit a review at www.novusbio.com/reviews/destination/NBP1-80722



NBP1-80722

SAT2 Antibody - BSA Free

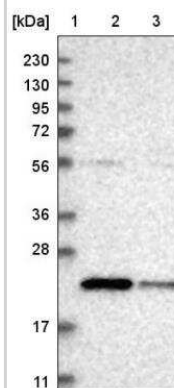
Product Information	
Unit Size	0.1 ml
Concentration	Concentrations vary lot to lot. See vial label for concentration. If unlisted please contact technical services.
Storage	Store at 4C short term. Aliquot and store at -20C long term. Avoid freeze-thaw cycles.
Clonality	Polyclonal
Preservative	0.02% Sodium Azide
Isotype	IgG
Purity	Affinity purified
Buffer	PBS (pH 7.2) and 40% Glycerol

Product Description	
Description	Novus Biologicals Rabbit SAT2 Antibody - BSA Free (NBP1-80722) is a polyclonal antibody validated for use in IHC and WB. Anti-SAT2 Antibody: Cited in 1 publication. All Novus Biologicals antibodies are covered by our 100% guarantee.
Host	Rabbit
Gene ID	112483
Gene Symbol	SAT2
Species	Human
Immunogen	This antibody was developed against Recombinant Protein corresponding to amino acids: IYVMPEYRGQGIGSKIHKVVAEVALDKGCSQFRLAVLDWNQRAMDLYKALGAQ DLTEAEGWHFFCFQGEATRKLAKG

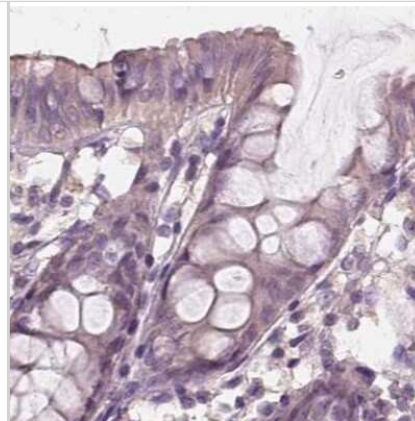
Product Application Details	
Applications	Western Blot, Immunohistochemistry-Paraffin, Immunohistochemistry
Recommended Dilutions	Western Blot 0.04-0.4 ug/ml, Immunohistochemistry 1:200 - 1:500, Immunohistochemistry-Paraffin 1:200 - 1:500
Application Notes	For IHC-Paraffin, HIER pH 6 retrieval is recommended.

Images

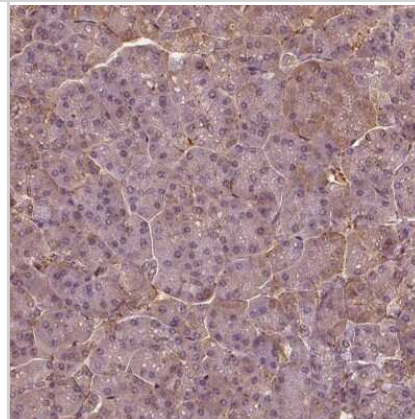
Western Blot: SAT2 Antibody [NBP1-80722] - Lane 1: Marker [kDa] 230, 130, 95, 72, 56, 36, 28, 17, 11. Lane 2: Human cell line RT-4. Lane 3: Human cell line U-251MG sp



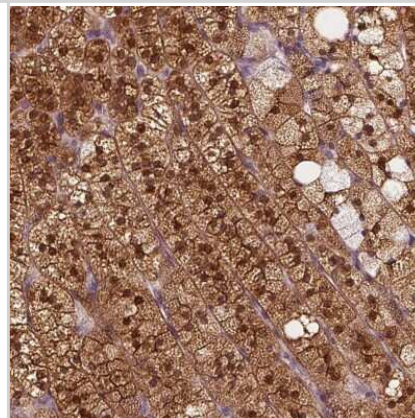
Immunohistochemistry-Paraffin: SAT2 Antibody [NBP1-80722] - Staining of human colon.



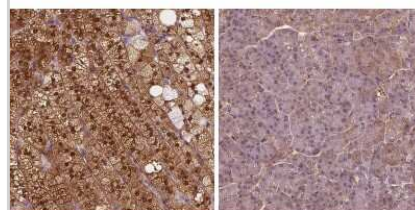
Immunohistochemistry-Paraffin: SAT2 Antibody [NBP1-80722] - Staining of human pancreas shows low expression as expected.



Immunohistochemistry-Paraffin: SAT2 Antibody [NBP1-80722] - Staining of human adrenal gland shows high expression.




Immunohistochemistry-Paraffin: SAT2 Antibody [NBP1-80722] - Staining in human adrenal gland and pancreas tissues using anti-SAT2 antibody. Corresponding SAT2 RNA-seq data are presented for the same tissues.

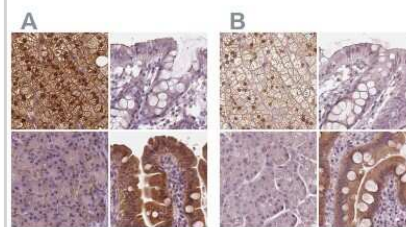


SAT2 in Adrenal gland

SAT2 in Pancreas



Immunohistochemistry-Paraffin: SAT2 Antibody [NBP1-80722] - Staining of human adrenal gland, colon, pancreas and small intestine using Anti-SAT2 antibody NBP1-80722 (A) shows similar protein distribution across tissues to independent antibody NBP2-49244 (B).



Immunohistochemistry-Paraffin: SAT2 Antibody [NBP1-80722] - Staining of human small intestine.



Publications

Atzori MG, Ceci C, Ruffini F Et al. The Anti-Vascular Endothelial Growth Factor Receptor 1 (VEGFR-1) D16F7 Monoclonal Antibody Inhibits Melanoma Adhesion to Soluble VEGFR-1 and Tissue Invasion in Response to Placenta Growth Factor Cancers (Basel) 2022-11-26 [PMID: 36428669] (IHC-P)

Details:

Citation using the HRP version of this antibody.



Novus Biologicals USA

10730 E. Briarwood Avenue
Centennial, CO 80112
USA
Phone: 303.730.1950
Toll Free: 1.888.506.6887
Fax: 303.730.1966
nb-customerservice@bio-techne.com

Bio-Techne Canada

21 Canmotor Ave
Toronto, ON M8Z 4E6
Canada
Phone: 905.827.6400
Toll Free: 855.668.8722
Fax: 905.827.6402
canada.inquires@bio-techne.com

Bio-Techne Ltd

19 Barton Lane
Abingdon Science Park
Abingdon, OX14 3NB, United Kingdom
Phone: (44) (0) 1235 529449
Free Phone: 0800 37 34 15
Fax: (44) (0) 1235 533420
info.EMEA@bio-techne.com

General Contact Information

www.novusbio.com
Technical Support: nb-technical@bio-techne.com
Orders: nb-customerservice@bio-techne.com
General: novus@novusbio.com

Products Related to NBP1-80722

NBP1-80722PEP	SAT2 Recombinant Protein Antigen
NBP2-33376H	Blue Marker Antibody (6F4-F6) [HRP]
HAF008	Goat anti-Rabbit IgG Secondary Antibody [HRP]
NB7160	Goat anti-Rabbit IgG (H+L) Secondary Antibody [HRP]
NBP2-24891	Rabbit IgG Isotype Control

Limitations

This product is for research use only and is not approved for use in humans or in clinical diagnosis. Primary Antibodies are guaranteed for 1 year from date of receipt.

For more information on our 100% guarantee, please visit www.novusbio.com/guarantee

Earn gift cards/discounts by submitting a review: www.novusbio.com/reviews/submit/NBP1-80722

Earn gift cards/discounts by submitting a publication using this product:
www.novusbio.com/publications

