

Product Datasheet

Uroplakin Ib Antibody - BSA Free NBP1-80657

Unit Size: 0.1 ml

Store at 4C short term. Aliquot and store at -20C long term. Avoid freeze-thaw cycles.

www.novusbio.com



technical@novusbio.com

Publications: 2

Protocols, Publications, Related Products, Reviews, Research Tools and Images at:
www.novusbio.com/NBP1-80657

Updated 12/2/2025 v.20.1

Earn rewards for product
reviews and publications.

Submit a publication at www.novusbio.com/publications

Submit a review at www.novusbio.com/reviews/destination/NBP1-80657



NBP1-80657

Uroplakin Ib Antibody - BSA Free

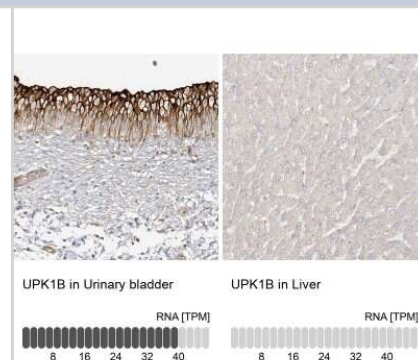
Product Information	
Unit Size	0.1 ml
Concentration	Concentrations vary lot to lot. See vial label for concentration. If unlisted please contact technical services.
Storage	Store at 4C short term. Aliquot and store at -20C long term. Avoid freeze-thaw cycles.
Clonality	Polyclonal
Preservative	0.02% Sodium Azide
Isotype	IgG
Purity	Affinity purified
Buffer	PBS (pH 7.2) and 40% Glycerol

Product Description	
Description	Novus Biologicals Rabbit Uroplakin Ib Antibody - BSA Free (NBP1-80657) is a polyclonal antibody validated for use in IHC and Flow. Anti-Uroplakin Ib Antibody: Cited in 2 publications. All Novus Biologicals antibodies are covered by our 100% guarantee.
Host	Rabbit
Gene ID	7348
Gene Symbol	UPK1B
Species	Human
Reactivity Notes	Immunogen displays the following percentage of sequence identity for non-tested species: Rat (87%)
Immunogen	This antibody was developed against Recombinant Protein corresponding to amino acids: FTPNLFLKQMLERYQNNSPNDDQWKNGVTKTWDRMLQDNCCGVNGPS DW

Product Application Details	
Applications	Immunohistochemistry-Paraffin, Immunohistochemistry
Recommended Dilutions	Immunohistochemistry 1:50 - 1:200, Immunohistochemistry-Paraffin 1:50 - 1:200
Application Notes	For IHC-Paraffin, HIER pH 6 retrieval is recommended.

Images

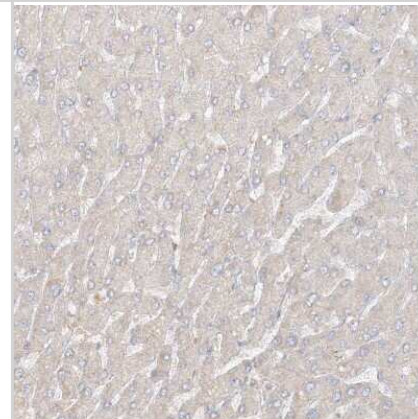
Immunohistochemistry-Paraffin: Uroplakin Ib Antibody [NBP1-80657] - Staining in human urinary bladder and liver tissues using NBP1-80657 antibody. Corresponding UPK1B RNA-seq data are presented for the same tissues.



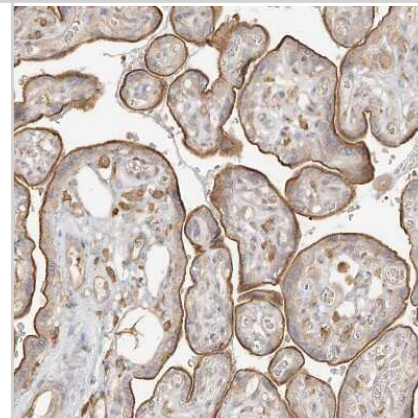
Immunohistochemistry-Paraffin: Uroplakin Ib Antibody [NBP1-80657] - Staining of human cerebral cortex shows no positivity in neurons as expected.



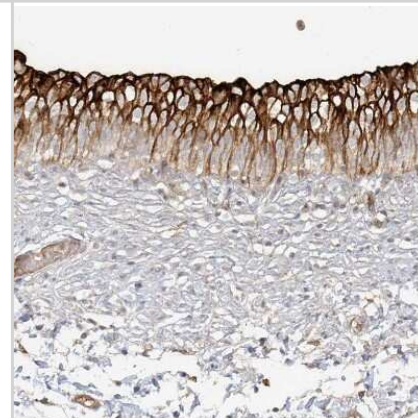
Immunohistochemistry-Paraffin: Uroplakin Ib Antibody [NBP1-80657] - Staining of human liver shows no positivity in hepatocytes as expected.



Immunohistochemistry-Paraffin: Uroplakin Ib Antibody [NBP1-80657] - Staining of human placenta shows moderate membranous positivity in trophoblastic cells.



Immunohistochemistry-Paraffin: Uroplakin Ib Antibody [NBP1-80657] - Staining of human urinary bladder shows strong membranous positivity in urothelial cells.



Publications

Bach C, Lucifora J, Delphin M et al. A stable hepatitis D virus-producing cell line for host target and drug discovery Antiviral Research 2023-01-01 [PMID: 36511319] (FLOW)

Yu F, Li F, Yu P et al. Identification and characterization of NFATc1+ skeletal stem cells in bone regeneration Cell reports 2022-11-08 [PMID: 36351390] (Chemotaxis, Human)



Novus Biologicals USA

10730 E. Briarwood Avenue
Centennial, CO 80112
USA

Phone: 303.730.1950

Toll Free: 1.888.506.6887

Fax: 303.730.1966

nb-customerservice@bio-techne.com

Bio-Techne Canada

21 Canmotor Ave
Toronto, ON M8Z 4E6
Canada

Phone: 905.827.6400

Toll Free: 855.668.8722

Fax: 905.827.6402

canada.inquires@bio-techne.com

Bio-Techne Ltd

19 Barton Lane
Abingdon Science Park
Abingdon, OX14 3NB, United Kingdom

Phone: (44) (0) 1235 529449

Free Phone: 0800 37 34 15

Fax: (44) (0) 1235 533420

info.EMEA@bio-techne.com

General Contact Information

www.novusbio.com

Technical Support: nb-technical@bio-techne.com

Orders: nb-customerservice@bio-techne.com

General: novus@novusbio.com

Products Related to NBP1-80657

NBP1-80657PEP	Uroplakin Ib Recombinant Protein Antigen
HAF008	Goat anti-Rabbit IgG Secondary Antibody [HRP]
NB7160	Goat anti-Rabbit IgG (H+L) Secondary Antibody [HRP]
NBP2-24891	Rabbit IgG Isotype Control

Limitations

This product is for research use only and is not approved for use in humans or in clinical diagnosis. Primary Antibodies are guaranteed for 1 year from date of receipt.

For more information on our 100% guarantee, please visit www.novusbio.com/guarantee

Earn gift cards/discounts by submitting a review: www.novusbio.com/reviews/submit/NBP1-80657

Earn gift cards/discounts by submitting a publication using this product:
www.novusbio.com/publications

