

# Product Datasheet

## MTHFD1L Antibody NBP1-78279

Unit Size: 0.1 mg

Store at -20C. Avoid freeze-thaw cycles.

[www.novusbio.com](http://www.novusbio.com)



[technical@novusbio.com](mailto:technical@novusbio.com)

### Publications: 1

Protocols, Publications, Related Products, Reviews, Research Tools and Images at:  
[www.novusbio.com/NBP1-78279](http://www.novusbio.com/NBP1-78279)

Updated 9/9/2025 v.20.1

Earn rewards for product  
reviews and publications.

Submit a publication at [www.novusbio.com/publications](http://www.novusbio.com/publications)

Submit a review at [www.novusbio.com/reviews/destination/NBP1-78279](http://www.novusbio.com/reviews/destination/NBP1-78279)



**NBP1-78279**

## MTHFD1L Antibody

Product Information	
Unit Size	0.1 mg
Concentration	0.5 mg/ml
Storage	Store at -20C. Avoid freeze-thaw cycles.
Clonality	Polyclonal
Preservative	0.02% Sodium Azide
Isotype	IgG
Purity	Immunogen affinity purified
Buffer	Tris saline (20 mM Tris pH 7.3, 150 mM NaCl), 0.5% BSA


Product Description	
Description	Novus Biologicals Goat MTHFD1L Antibody (NBP1-78279) is a polyclonal antibody validated for use in IHC, WB and ELISA. Anti-MTHFD1L Antibody: Cited in 1 publication. All Novus Biologicals antibodies are covered by our 100% guarantee.
Host	Goat
Gene ID	25902
Gene Symbol	MTHFD1L
Species	Human, Mouse, Rat
Immunogen	Peptide with sequence C-DTNRFLRKITIGQ corresponding to internal region according to NP_056255.2.

Product Application Details	
Applications	Western Blot, Immunohistochemistry-Paraffin, Immunohistochemistry, Peptide ELISA
Recommended Dilutions	Western Blot 0.1 - 0.3 ug/mL, Immunohistochemistry, Immunohistochemistry-Paraffin 5 ug/mL, Peptide ELISA Detection limit 1:32000
Application Notes	WB: Approx. 110 kDa band observed in human brain (cerebellum) (calculated MW of 106 kDa band according to NP_056255.2). The same band is observed in lysates of NIH3T3, mouse brain and rat brain.

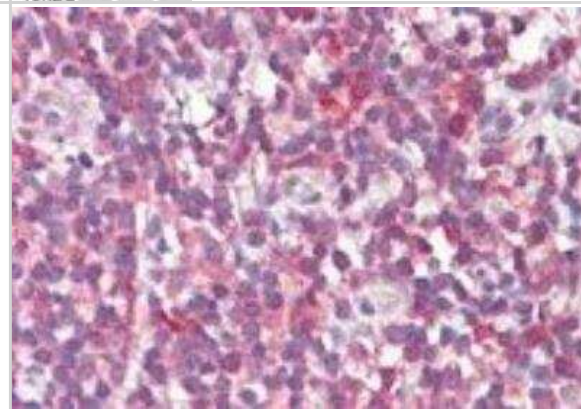


## Images


Western Blot: MTHFD1L Antibody [NBP1-78279] - A. NIH3T3, B. Mouse Brain and C. Rat Brain lysates (35 ug protein in RIPA buffer). Antibody at 0.1 ug/mL. Detected by chemiluminescence.



Immunohistochemistry-Paraffin: MTHFD1L Antibody [NBP1-78279] - Human Tonsil tissue. Antibody at 5 ug/mL. Steamed antigen retrieval with citrate buffer pH 6, AP-staining.



Western Blot: MTHFD1L Antibody [NBP1-78279] - Human Cer (35 ug protein in RIPA buffer). Antibody at 0.1 ug/mL. Primary incubation was 1 hour. Detected by chemiluminescence.



## Publications

Parle-McDermott A, Pangilinan F, O'Brien KK et al. A common variant in MTHFD1L is associated with neural tube defects and mRNA splicing efficiency. Hum Mutat 2009-12-01 [PMID: 19777576]



### **Novus Biologicals USA**

10730 E. Briarwood Avenue  
Centennial, CO 80112  
USA  
Phone: 303.730.1950  
Toll Free: 1.888.506.6887  
Fax: 303.730.1966  
nb-customerservice@bio-techne.com

### **Bio-Techne Canada**

21 Canmotor Ave  
Toronto, ON M8Z 4E6  
Canada  
Phone: 905.827.6400  
Toll Free: 855.668.8722  
Fax: 905.827.6402  
canada.inquires@bio-techne.com

### **Bio-Techne Ltd**

19 Barton Lane  
Abingdon Science Park  
Abingdon, OX14 3NB, United Kingdom  
Phone: (44) (0) 1235 529449  
Free Phone: 0800 37 34 15  
Fax: (44) (0) 1235 533420  
info.EMEA@bio-techne.com

### **General Contact Information**

www.novusbio.com  
Technical Support: nb-technical@bio-techne.com  
Orders: nb-customerservice@bio-techne.com  
General: novus@novusbio.com

### **Products Related to NBP1-78279**

---

NBP2-33376H	Blue Marker Antibody (6F4-F6) [HRP]
HAF017	Rabbit anti-Goat IgG Secondary Antibody [HRP (Horseradish Peroxidase)]
HAF109	Donkey anti-Goat IgG Secondary Antibody [HRP (Horseradish Peroxidase)]
NB410-28088-1mg	Goat IgG Isotype Control

---

### **Limitations**

This product is for research use only and is not approved for use in humans or in clinical diagnosis. Primary Antibodies are guaranteed for 1 year from date of receipt.

For more information on our 100% guarantee, please visit [www.novusbio.com/guarantee](http://www.novusbio.com/guarantee)

Earn gift cards/discounts by submitting a review: [www.novusbio.com/reviews/submit/NBP1-78279](http://www.novusbio.com/reviews/submit/NBP1-78279)

Earn gift cards/discounts by submitting a publication using this product:  
[www.novusbio.com/publications](http://www.novusbio.com/publications)



