

# Product Datasheet

## Synaptogyrin 1 Antibody - BSA Free NBP1-77371

Unit Size: 0.1 mg

Store at 4C short term. Aliquot and store at -20C long term. Avoid freeze-thaw cycles.

[www.novusbio.com](http://www.novusbio.com)



[technical@novusbio.com](mailto:technical@novusbio.com)

Protocols, Publications, Related Products, Reviews, Research Tools and Images at:  
[www.novusbio.com/NBP1-77371](http://www.novusbio.com/NBP1-77371)

Updated 3/4/2026 v.20.1

Earn rewards for product  
reviews and publications.

Submit a publication at [www.novusbio.com/publications](http://www.novusbio.com/publications)

Submit a review at [www.novusbio.com/reviews/destination/NBP1-77371](http://www.novusbio.com/reviews/destination/NBP1-77371)



**NBP1-77371**

Synaptogyrin 1 Antibody - BSA Free

| <b>Product Information</b> |                                                                                        |
|----------------------------|----------------------------------------------------------------------------------------|
| <b>Unit Size</b>           | 0.1 mg                                                                                 |
| <b>Concentration</b>       | 1 mg/ml                                                                                |
| <b>Storage</b>             | Store at 4C short term. Aliquot and store at -20C long term. Avoid freeze-thaw cycles. |
| <b>Clonality</b>           | Polyclonal                                                                             |
| <b>Preservative</b>        | 0.02% Sodium Azide                                                                     |
| <b>Isotype</b>             | IgG                                                                                    |
| <b>Purity</b>              | Peptide affinity purified                                                              |
| <b>Buffer</b>              | PBS                                                                                    |

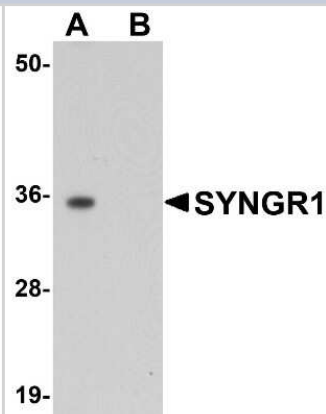
| <b>Product Description</b> |                                                                                                                                                                                                            |
|----------------------------|------------------------------------------------------------------------------------------------------------------------------------------------------------------------------------------------------------|
| <b>Host</b>                | Rabbit                                                                                                                                                                                                     |
| <b>Gene ID</b>             | 9145                                                                                                                                                                                                       |
| <b>Gene Symbol</b>         | SYNGR1                                                                                                                                                                                                     |
| <b>Species</b>             | Human, Mouse, Rat                                                                                                                                                                                          |
| <b>Marker</b>              | Synaptic Vesicle Marker                                                                                                                                                                                    |
| <b>Immunogen</b>           | Antibody was raised against a 16 amino acid synthetic peptide from near the center of human SYNGR1. The immunogen is located within amino acids 120 - 170 of SYNGR1. Amino Acid Sequence: WQVSKPKDNPLNEGTD |

| <b>Product Application Details</b> |                                                                                                                                                                     |
|------------------------------------|---------------------------------------------------------------------------------------------------------------------------------------------------------------------|
| <b>Applications</b>                | Western Blot, Immunohistochemistry-Paraffin, ELISA, Immunocytochemistry/Immunofluorescence, Immunohistochemistry                                                    |
| <b>Recommended Dilutions</b>       | Western Blot 1 ug/ml, ELISA 1:100-1:2000, Immunohistochemistry 2.5 ug/ml, Immunocytochemistry/ Immunofluorescence 20 ug/ml, Immunohistochemistry-Paraffin 2.5 ug/ml |

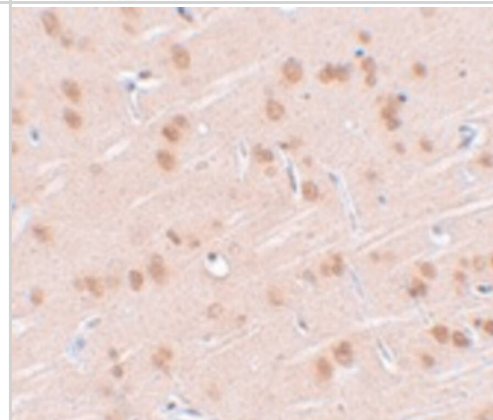


**Images**

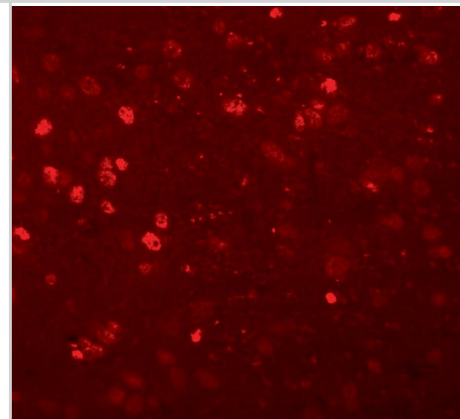
Western Blot: Synaptogyrin 1 Antibody [NBP1-77371] - Rat brain tissue lysate with SYNGR1 antibody at 1 ug/mL in (A) the absence and (B) the presence of blocking peptide.



Immunohistochemistry: Synaptogyrin 1 Antibody - BSA Free [NBP1-77371] - Immunohistochemistry of Synaptogyrin 1 in rat brain tissue with Synaptogyrin 1 antibody at 2.5 u/mL.



Immunocytochemistry/ Immunofluorescence: Synaptogyrin 1 Antibody - BSA Free [NBP1-77371] - Immunofluorescence of Synaptogyrin 1 in rat brain tissue with Synaptogyrin 1 antibody at 20 ug/mL.





### **Novus Biologicals USA**

10730 E. Briarwood Avenue  
Centennial, CO 80112  
USA  
Phone: 303.730.1950  
Toll Free: 1.888.506.6887  
Fax: 303.730.1966  
nb-customerservice@bio-techne.com

### **Bio-Techne Canada**

21 Canmotor Ave  
Toronto, ON M8Z 4E6  
Canada  
Phone: 905.827.6400  
Toll Free: 855.668.8722  
Fax: 905.827.6402  
canada.inquires@bio-techne.com

### **Bio-Techne Ltd**

19 Barton Lane  
Abingdon Science Park  
Abingdon, OX14 3NB, United Kingdom  
Phone: (44) (0) 1235 529449  
Free Phone: 0800 37 34 15  
Fax: (44) (0) 1235 533420  
info.EMEA@bio-techne.com

### **General Contact Information**

www.novusbio.com  
Technical Support: nb-technical@bio-techne.com  
Orders: nb-customerservice@bio-techne.com  
General: novus@novusbio.com

### **Products Related to NBP1-77371**

---

|               |                                                     |
|---------------|-----------------------------------------------------|
| NBP1-77371PEP | Synaptogyrin 1 Antibody Blocking Peptide            |
| HAF008        | Goat anti-Rabbit IgG Secondary Antibody [HRP]       |
| NB7160        | Goat anti-Rabbit IgG (H+L) Secondary Antibody [HRP] |
| NBP2-24891    | Rabbit IgG Isotype Control                          |

---

### **Limitations**

This product is for research use only and is not approved for use in humans or in clinical diagnosis. Primary Antibodies are guaranteed for 1 year from date of receipt.

For more information on our 100% guarantee, please visit [www.novusbio.com/guarantee](http://www.novusbio.com/guarantee)

Earn gift cards/discounts by submitting a review: [www.novusbio.com/reviews/submit/NBP1-77371](http://www.novusbio.com/reviews/submit/NBP1-77371)

Earn gift cards/discounts by submitting a publication using this product:  
[www.novusbio.com/publications](http://www.novusbio.com/publications)

