

Product Datasheet

Endosialin/CD248/TEM1 Antibody - BSA Free NBP1-77311

Unit Size: 0.1 mg

Store at 4C.

www.novusbio.com



technical@novusbio.com

Protocols, Publications, Related Products, Reviews, Research Tools and Images at:
www.novusbio.com/NBP1-77311

Updated 3/4/2026 v.20.1

Earn rewards for product
reviews and publications.

Submit a publication at www.novusbio.com/publications

Submit a review at www.novusbio.com/reviews/destination/NBP1-77311



NBP1-77311

Endosialin/CD248/TEM1 Antibody - BSA Free

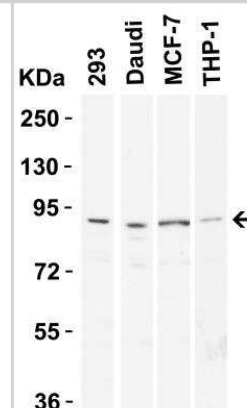
Product Information	
Unit Size	0.1 mg
Concentration	1 mg/ml
Storage	Store at 4C.
Clonality	Polyclonal
Preservative	0.02% Sodium Azide
Isotype	IgG
Purity	Peptide affinity purified
Buffer	PBS
Target Molecular Weight	81 kDa

Product Description	
Host	Rabbit
Gene ID	57124
Gene Symbol	CD248
Species	Human
Specificity/Sensitivity	Human TEM-1 has 2 isoforms, including isoform 1 (757aa, 81kD), and isoform 2 (433aa, 46kD). Mouse TEM-1 has one isoform (765aa, 82kD) and Rat TEM-1 also has one isoform (764aa, 82kD). NBP1-77311 can detect human isoform 1, mouse and rat TEM-1.
Immunogen	Antibody was raised against a peptide corresponding to 14 amino acids near the amino terminus of human TEM-1. The immunogen is located within amino acids 40-90 of TEM-1 Amino Acid Sequence: ATPRTPEEAQRVDS

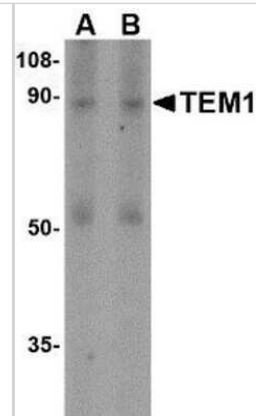
Product Application Details	
Applications	Western Blot, Immunohistochemistry-Paraffin, ELISA, Immunocytochemistry/Immunofluorescence, Immunohistochemistry
Recommended Dilutions	Western Blot 0.5-2 ug/ml, ELISA 1:100-1:2000, Immunohistochemistry 2.5 ug/ml, Immunocytochemistry/ Immunofluorescence 20 ug/ml, Immunohistochemistry-Paraffin 2.5 ug/ml

Images

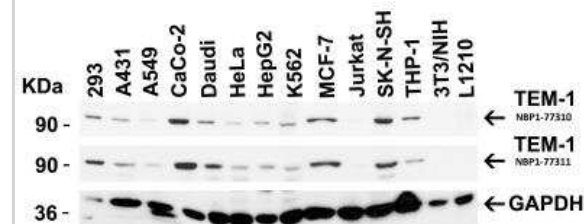
Western Blot: Endosialin/CD248/TEM1 Antibody [NBP1-77311] - Western Blot Validation in Human Tissue Loading: 15 ug of lysates per lane. Antibodies: TEM-1 NBP1-77311, (0.5 ug/mL), 1h incubation at RT in 5% NFDN/TBST. Secondary: Goat anti-rabbit IgG HRP conjugate at 1:10000 dilution.



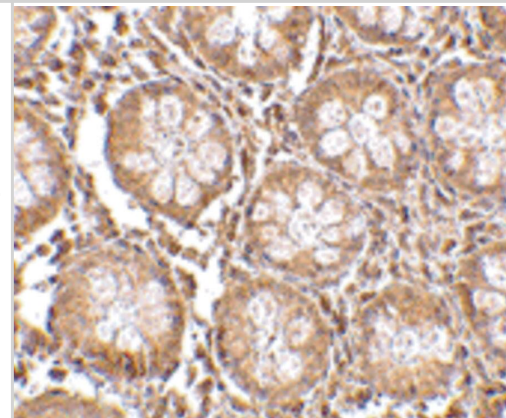
Western Blot: Endosialin/CD248/TEM1 Antibody [NBP1-77311] - Human colon tissue lysate with TEM1 antibody at (A) 0.5 and (B) 1 ug/ml.



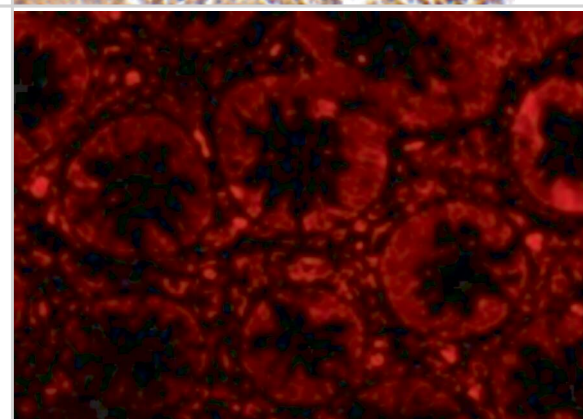
Western Blot: Endosialin/CD248/TEM1 Antibody [NBP1-77311] - Independent Antibody Validation (IAV) via Protein Expression Profile in Cell Lines Loading: 15 ug of lysates per lane. Antibodies: TEM-1 NBP1-77310, (2 ug/mL), TEM-1 NBP1-77311, (1ug/mL), and GAPDH (0.02 ug/mL), 1h incubation at RT in 5% NFDN/TBST. Secondary: Goat anti-rabbit IgG HRP conjugate at 1:10000 dilution.



Immunohistochemistry: Endosialin/CD248/TEM1 Antibody - BSA Free [NBP1-77311] - Figure 4 Immunohistochemistry Validation of TEM-1 in Human Colon Tissue Immunohistochemical analysis of paraffin-embedded Human Colon tissue using anti-TEM-1 antibody at 2.5 u/ml. Tissue was fixed with formaldehyde and blocked with 10% serum for 1 h at RT; antigen retrieval was by heat mediation with a citrate buffer (pH6). Samples were incubated with primary antibody overnight at 4C. A goat anti-rabbit IgG H&L (HRP) at 1/250 was used as secondary. Counter stained with Hematoxylin.



Immunocytochemistry/ Immunofluorescence: Endosialin/CD248/TEM1 Antibody - BSA Free [NBP1-77311] - Validation of TEM-1 in Human Colon Cells. Immunofluorescent analysis of 4% paraformaldehyde-fixed Human Colon Tissue labeling TEM-1 with at 20 ug/mL, followed by goat anti-rabbit IgG secondary antibody at 1/500 dilution (red).





Novus Biologicals USA

10730 E. Briarwood Avenue
Centennial, CO 80112
USA
Phone: 303.730.1950
Toll Free: 1.888.506.6887
Fax: 303.730.1966
nb-customerservice@bio-techne.com

Bio-Techne Canada

21 Canmotor Ave
Toronto, ON M8Z 4E6
Canada
Phone: 905.827.6400
Toll Free: 855.668.8722
Fax: 905.827.6402
canada.inquires@bio-techne.com

Bio-Techne Ltd

19 Barton Lane
Abingdon Science Park
Abingdon, OX14 3NB, United Kingdom
Phone: (44) (0) 1235 529449
Free Phone: 0800 37 34 15
Fax: (44) (0) 1235 533420
info.EMEA@bio-techne.com

General Contact Information

www.novusbio.com
Technical Support: nb-technical@bio-techne.com
Orders: nb-customerservice@bio-techne.com
General: novus@novusbio.com

Products Related to NBP1-77311

NBP1-77311PEP	Endosialin/CD248/TEM1 Antibody Blocking Peptide
HAF008	Goat anti-Rabbit IgG Secondary Antibody [HRP]
NB7160	Goat anti-Rabbit IgG (H+L) Secondary Antibody [HRP]
NBP2-24891	Rabbit IgG Isotype Control

Limitations

This product is for research use only and is not approved for use in humans or in clinical diagnosis. Primary Antibodies are guaranteed for 1 year from date of receipt.

For more information on our 100% guarantee, please visit www.novusbio.com/guarantee

Earn gift cards/discounts by submitting a review: www.novusbio.com/reviews/submit/NBP1-77311

Earn gift cards/discounts by submitting a publication using this product:
www.novusbio.com/publications

