

Product Datasheet

Neuritin Antibody - BSA Free NBP1-77282

Unit Size: 0.1 mg

Store at 4C short term. Aliquot and store at -20C long term. Avoid freeze-thaw cycles.

www.novusbio.com



technical@novusbio.com

Protocols, Publications, Related Products, Reviews, Research Tools and Images at:
www.novusbio.com/NBP1-77282

Updated 3/4/2026 v.20.1

Earn rewards for product
reviews and publications.

Submit a publication at www.novusbio.com/publications

Submit a review at www.novusbio.com/reviews/destination/NBP1-77282



NBP1-77282

Neuritin Antibody - BSA Free

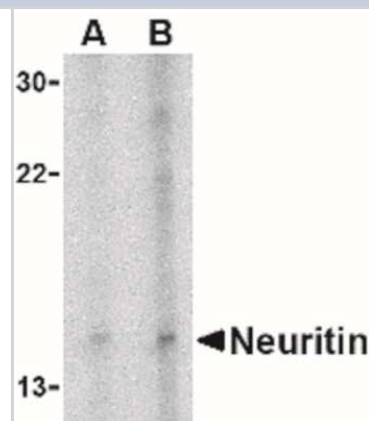
Product Information	
Unit Size	0.1 mg
Concentration	1 mg/ml
Storage	Store at 4C short term. Aliquot and store at -20C long term. Avoid freeze-thaw cycles.
Clonality	Polyclonal
Preservative	0.02% Sodium Azide
Isotype	IgG
Purity	Peptide affinity purified
Buffer	PBS
Target Molecular Weight	15 kDa

Product Description	
Host	Rabbit
Gene ID	51299
Gene Symbol	NRN1
Species	Human, Mouse
Immunogen	Antibody was raised against a 20 amino acid synthetic peptide from near the center of human neuritin. The immunogen is located within amino acids 70 - 120 of Neuritin. Amino Acid Squence: CQEGAKDMWDKLRKESKNLN

Product Application Details	
Applications	Western Blot, Immunohistochemistry-Paraffin, ELISA, Immunocytochemistry/Immunofluorescence, Immunohistochemistry
Recommended Dilutions	Western Blot 5-10 ug/ml, ELISA 1:100-1:2000, Immunohistochemistry 2.5 ug/ml, Immunocytochemistry/ Immunofluorescence 20 ug/mL, Immunohistochemistry-Paraffin 2.5 ug/ml

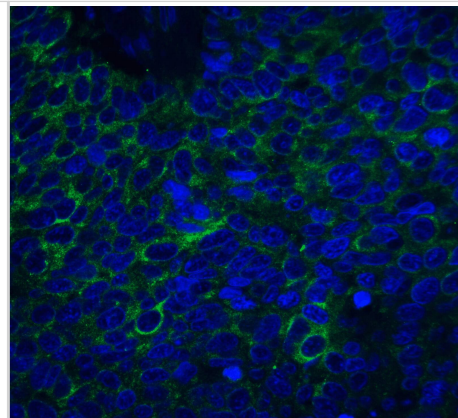
Images

Western Blot: Neuritin Antibody [NBP1-77282] - Analysis of neuritin in Daudi cell lysate with neuritin antibody at (A) 5 and (B) 10 ug/mL.

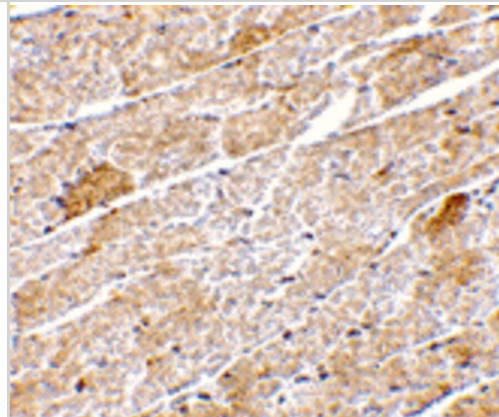


Immunocytochemistry/ Immunofluorescence: Neuritin Antibody - BSA Free [NBP1-77282] - Immunofluorescence of Neuritin in human brain tissue with Neuritin antibody at 20 ug/mL.

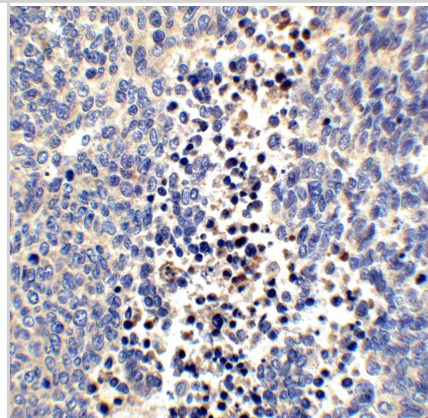
Green: Neuritin Antibody
Blue: DAPI staining



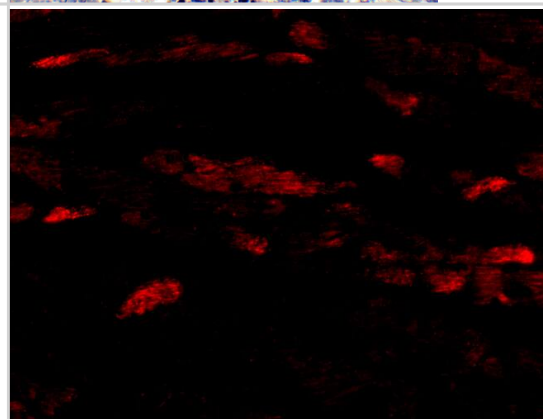
Immunohistochemistry: Neuritin Antibody - BSA Free [NBP1-77282] - Immunohistochemistry of Neuritin in mouse heart tissue with Neuritin antibody at 5 ug/mL.



Immunohistochemistry: Neuritin Antibody - BSA Free [NBP1-77282] - Immunohistochemistry of Neuritin in human brain tissue with Neuritin antibody at 2.5 ug/ml.



Immunocytochemistry/ Immunofluorescence: Neuritin Antibody - BSA Free [NBP1-77282] - Immunofluorescence of Neuritin in Mouse Heart cells with Neuritin antibody at 20 ug/mL.





Novus Biologicals USA

10730 E. Briarwood Avenue
Centennial, CO 80112
USA
Phone: 303.730.1950
Toll Free: 1.888.506.6887
Fax: 303.730.1966
nb-customerservice@bio-techne.com

Bio-Techne Canada

21 Canmotor Ave
Toronto, ON M8Z 4E6
Canada
Phone: 905.827.6400
Toll Free: 855.668.8722
Fax: 905.827.6402
canada.inquires@bio-techne.com

Bio-Techne Ltd

19 Barton Lane
Abingdon Science Park
Abingdon, OX14 3NB, United Kingdom
Phone: (44) (0) 1235 529449
Free Phone: 0800 37 34 15
Fax: (44) (0) 1235 533420
info.EMEA@bio-techne.com

General Contact Information

www.novusbio.com
Technical Support: nb-technical@bio-techne.com
Orders: nb-customerservice@bio-techne.com
General: novus@novusbio.com

Products Related to NBP1-77282

NBP1-77282PEP	Neuritin Antibody Blocking Peptide
HAF008	Goat anti-Rabbit IgG Secondary Antibody [HRP]
NB7160	Goat anti-Rabbit IgG (H+L) Secondary Antibody [HRP]
NBP2-24891	Rabbit IgG Isotype Control

Limitations

This product is for research use only and is not approved for use in humans or in clinical diagnosis. Primary Antibodies are guaranteed for 1 year from date of receipt.

For more information on our 100% guarantee, please visit www.novusbio.com/guarantee

Earn gift cards/discounts by submitting a review: www.novusbio.com/reviews/submit/NBP1-77282

Earn gift cards/discounts by submitting a publication using this product:
www.novusbio.com/publications

