

Product Datasheet

BRSK2 Antibody - BSA Free NBP1-77281

Unit Size: 0.1 mg

Store at 4C short term. Aliquot and store at -20C long term. Avoid freeze-thaw cycles.

www.novusbio.com



technical@novusbio.com

Protocols, Publications, Related Products, Reviews, Research Tools and Images at:
www.novusbio.com/NBP1-77281

Updated 3/4/2026 v.20.1

Earn rewards for product
reviews and publications.

Submit a publication at www.novusbio.com/publications

Submit a review at www.novusbio.com/reviews/destination/NBP1-77281



NBP1-77281

BRSK2 Antibody - BSA Free

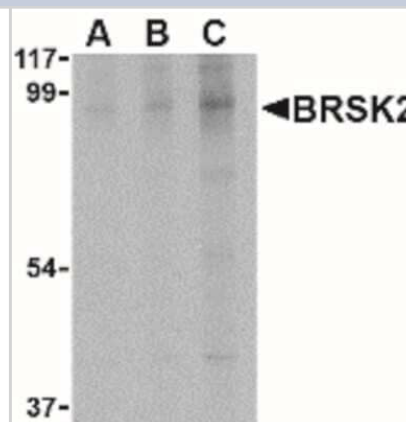
Product Information	
Unit Size	0.1 mg
Concentration	1 mg/ml
Storage	Store at 4C short term. Aliquot and store at -20C long term. Avoid freeze-thaw cycles.
Clonality	Polyclonal
Preservative	0.02% Sodium Azide
Isotype	IgG
Purity	Peptide affinity purified
Buffer	PBS

Product Description	
Host	Rabbit
Gene ID	9024
Gene Symbol	BRSK2
Species	Human, Mouse
Reactivity Notes	Immunogen displays the following percentage of sequence identity for non-tested species: Rat (87%)
Immunogen	Antibody was raised against a 23 amino acid synthetic peptide from near the carboxy terminus of human BRSK2. The immunogen is located within amino acids 630 - 680 of BRSK2. Amino Acid Sequence: DPPAAQHLSDTTNNCMEMMTGRLS

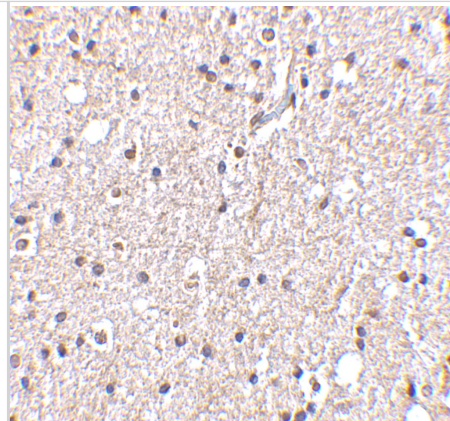
Product Application Details	
Applications	Western Blot, Immunohistochemistry-Paraffin, ELISA, Immunocytochemistry/Immunofluorescence, Immunohistochemistry
Recommended Dilutions	Western Blot 0.5-2 ug/ml, ELISA 1:100-1:2000, Immunohistochemistry 5 ug/ml, Immunocytochemistry/ Immunofluorescence 20 ug/mL, Immunohistochemistry-Paraffin 5 ug/ml

Images

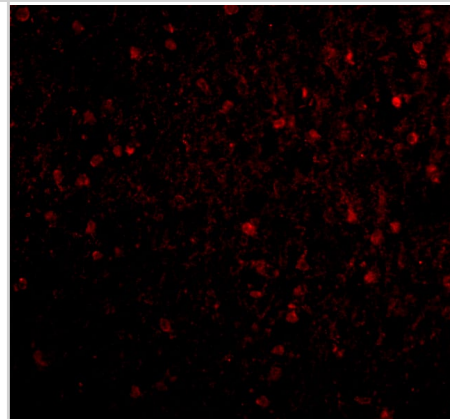
Western Blot: BRSK2 Antibody [NBP1-77281] - Analysis of BRSK2 in human brain tissue lysate with BRSK2 antibody at (A) 0.5, (B) 1 and (C) 2 ug/mL.



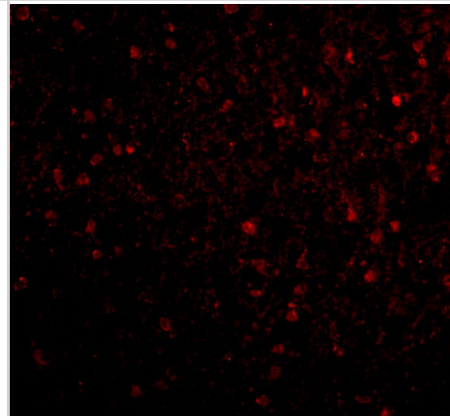
Immunohistochemistry: BRSK2 Antibody - BSA Free [NBP1-77281] - Immunohistochemistry of BRSK2 in human brain tissue with BRSK2 antibody at 5 u/mL.



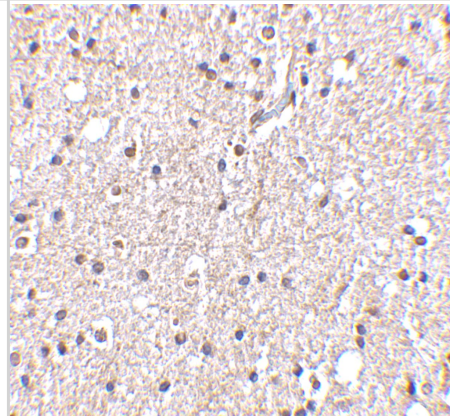
Immunocytochemistry/ Immunofluorescence: BRSK2 Antibody - BSA Free [NBP1-77281] - Immunofluorescence of BRSK2 in Human Brain cells with BRSK2 antibody at 20 u/mL.



Immunocytochemistry/ Immunofluorescence: BRSK2 Antibody - BSA Free [NBP1-77281] - Immunofluorescence of BRSK2 in Human Brain cells with BRSK2 antibody at 20 u/mL.



Immunohistochemistry: BRSK2 Antibody - BSA Free [NBP1-77281] - Immunohistochemistry of BRSK2 in human brain tissue with BRSK2 antibody at 5 u/mL.





Novus Biologicals USA

10730 E. Briarwood Avenue
Centennial, CO 80112
USA
Phone: 303.730.1950
Toll Free: 1.888.506.6887
Fax: 303.730.1966
nb-customerservice@bio-techne.com

Bio-Techne Canada

21 Canmotor Ave
Toronto, ON M8Z 4E6
Canada
Phone: 905.827.6400
Toll Free: 855.668.8722
Fax: 905.827.6402
canada.inquires@bio-techne.com

Bio-Techne Ltd

19 Barton Lane
Abingdon Science Park
Abingdon, OX14 3NB, United Kingdom
Phone: (44) (0) 1235 529449
Free Phone: 0800 37 34 15
Fax: (44) (0) 1235 533420
info.EMEA@bio-techne.com

General Contact Information

www.novusbio.com
Technical Support: nb-technical@bio-techne.com
Orders: nb-customerservice@bio-techne.com
General: novus@novusbio.com

Products Related to NBP1-77281

NBP1-77281PEP	BRSK2 Antibody Blocking Peptide
HAF008	Goat anti-Rabbit IgG Secondary Antibody [HRP]
NB7160	Goat anti-Rabbit IgG (H+L) Secondary Antibody [HRP]
NBP2-24891	Rabbit IgG Isotype Control

Limitations

This product is for research use only and is not approved for use in humans or in clinical diagnosis. Primary Antibodies are guaranteed for 1 year from date of receipt.

For more information on our 100% guarantee, please visit www.novusbio.com/guarantee

Earn gift cards/discounts by submitting a review: www.novusbio.com/reviews/submit/NBP1-77281

Earn gift cards/discounts by submitting a publication using this product:
www.novusbio.com/publications

