

# Product Datasheet

## IRF7 Antibody - BSA Free NBP1-77263

Unit Size: 0.1 mg

Store at 4C short term. Aliquot and store at -20C long term. Avoid freeze-thaw cycles.

[www.novusbio.com](http://www.novusbio.com)



[technical@novusbio.com](mailto:technical@novusbio.com)

### Publications: 2

Protocols, Publications, Related Products, Reviews, Research Tools and Images at:  
[www.novusbio.com/NBP1-77263](http://www.novusbio.com/NBP1-77263)

Updated 10/23/2025 v.20.1

Earn rewards for product  
reviews and publications.

Submit a publication at [www.novusbio.com/publications](http://www.novusbio.com/publications)

Submit a review at [www.novusbio.com/reviews/destination/NBP1-77263](http://www.novusbio.com/reviews/destination/NBP1-77263)



**NBP1-77263**

IRF7 Antibody - BSA Free

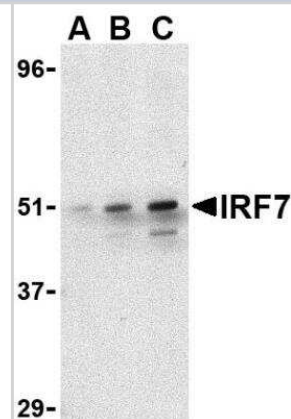
Product Information	
Unit Size	0.1 mg
Concentration	1 mg/ml
Storage	Store at 4C short term. Aliquot and store at -20C long term. Avoid freeze-thaw cycles.
Clonality	Polyclonal
Preservative	0.02% Sodium Azide
Isotype	IgG
Purity	Peptide affinity purified
Buffer	PBS
Target Molecular Weight	54 kDa

Product Description	
Description	Novus Biologicals Rabbit IRF7 Antibody - BSA Free (NBP1-77263) is a polyclonal antibody validated for use in IHC, WB, ELISA and ICC/IF. Anti-IRF7 Antibody: Cited in 2 publications. All Novus Biologicals antibodies are covered by our 100% guarantee.
Host	Rabbit
Gene ID	3665
Gene Symbol	IRF7
Species	Human, Mouse, Rat
Immunogen	Antibody was raised against a peptide corresponding to 14 amino acids near the carboxy terminus of human IRF7. The immunogen is located within amino acids 420-470 of IRF7. Amino Acid Sequence: GQDLSAGRPKEKSL

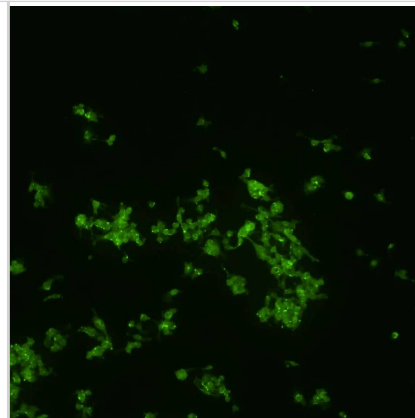
Product Application Details	
Applications	Western Blot, Immunohistochemistry-Paraffin, ELISA, Immunocytochemistry/Immunofluorescence, Immunohistochemistry
Recommended Dilutions	Western Blot 0.5-1 ug/ml, ELISA 1:100-1:2000, Immunohistochemistry 5 ug/ml, Immunocytochemistry/ Immunofluorescence 20 ug/mL, Immunohistochemistry-Paraffin 5 ug/ml

**Images**

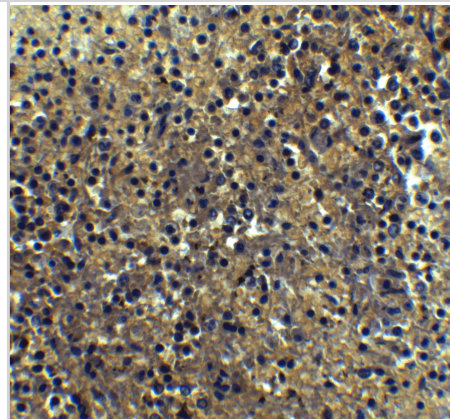
Western Blot: IRF7 Antibody [NBP1-77263] - 293 whole cell lysate with IRF7 antibody at (A) 0.5 and (B) 1 ug/ml and (C) 2 ug/ml.



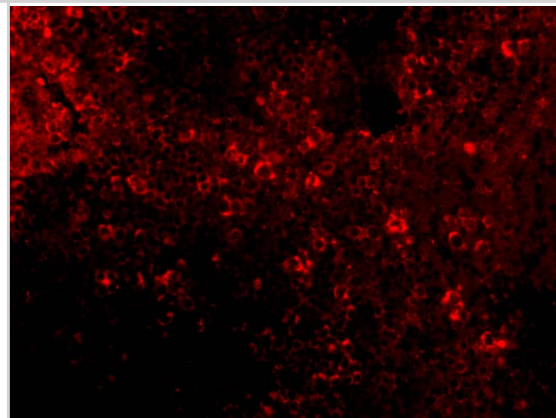
Immunocytochemistry/Immunofluorescence: IRF7 Antibody [NBP1-77263] - N9 cells stained for IRF-7 (Dilution 1:200). Image from verified customer review.



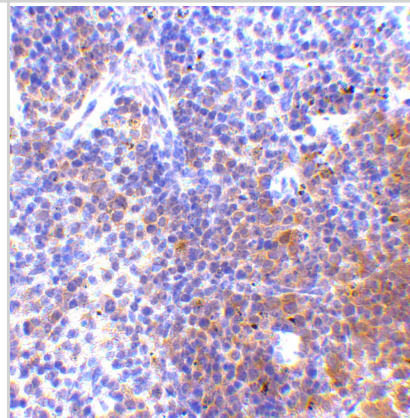
Immunohistochemistry: IRF7 Antibody - BSA Free [NBP1-77263] - Immunohistochemistry of IRF7 in human spleen tissue with IRF7 Antibody at 5 ug/mL.



Immunocytochemistry/ Immunofluorescence: IRF7 Antibody - BSA Free [NBP1-77263] - Immunofluorescence of IRF7 in Mouse Spleen cells with IRF7 antibody at 20 ug/mL.



Immunohistochemistry: IRF7 Antibody - BSA Free [NBP1-77263] - Immunohistochemistry of IRF7 in mouse spleen tissue with IRF7 antibody at 5 ug/mL.



**Publications**

Xiang Z, Liu L, Lei X et al. The 3C Protease of Enterovirus D68 Inhibits the Cellular Defense Mediated by Interferon Regulatory Factor 7. *J. Virol.* 2015-11-25 [PMID: 26608321] (WB, Human)

Mboko WP, Mounce BC, Wood BM, Kulinski JM, Corbett JA, Tarakanova VL. Coordinate regulation of DNA damage and type I interferon responses imposes an antiviral state that attenuates mouse gammaherpesvirus type 68 replication in primary macrophages. *J Virol*;86(12):6899-912. 2012-06-01 [PMID: 22496235] (WB, Mouse)





### **Novus Biologicals USA**

10730 E. Briarwood Avenue  
Centennial, CO 80112  
USA  
Phone: 303.730.1950  
Toll Free: 1.888.506.6887  
Fax: 303.730.1966  
nb-customerservice@bio-techne.com

### **Bio-Techne Canada**

21 Canmotor Ave  
Toronto, ON M8Z 4E6  
Canada  
Phone: 905.827.6400  
Toll Free: 855.668.8722  
Fax: 905.827.6402  
canada.inquires@bio-techne.com

### **Bio-Techne Ltd**

19 Barton Lane  
Abingdon Science Park  
Abingdon, OX14 3NB, United Kingdom  
Phone: (44) (0) 1235 529449  
Free Phone: 0800 37 34 15  
Fax: (44) (0) 1235 533420  
info.EMEA@bio-techne.com

### **General Contact Information**

www.novusbio.com  
Technical Support: nb-technical@bio-techne.com  
Orders: nb-customerservice@bio-techne.com  
General: novus@novusbio.com

### **Products Related to NBP1-77263**

---

NBP1-77263PEP	IRF7 Antibody Blocking Peptide
NBP2-33376H	Blue Marker Antibody (6F4-F6) [HRP]
HAF008	Goat anti-Rabbit IgG Secondary Antibody [HRP]
NB7160	Goat anti-Rabbit IgG (H+L) Secondary Antibody [HRP]
NBP2-24891	Rabbit IgG Isotype Control

---

### **Limitations**

This product is for research use only and is not approved for use in humans or in clinical diagnosis. Primary Antibodies are guaranteed for 1 year from date of receipt.

For more information on our 100% guarantee, please visit [www.novusbio.com/guarantee](http://www.novusbio.com/guarantee)

Earn gift cards/discounts by submitting a review: [www.novusbio.com/reviews/submit/NBP1-77263](http://www.novusbio.com/reviews/submit/NBP1-77263)

Earn gift cards/discounts by submitting a publication using this product:  
[www.novusbio.com/publications](http://www.novusbio.com/publications)

