

Product Datasheet

XBP1 Antibody - BSA Free NBP1-77252

Unit Size: 0.1 mg

Store at 4C short term. Aliquot and store at -20C long term. Avoid freeze-thaw cycles.

www.novusbio.com



technical@novusbio.com

Reviews: 1 Publications: 2

Protocols, Publications, Related Products, Reviews, Research Tools and Images at:
www.novusbio.com/NBP1-77252

Updated 3/4/2026 v.20.1

**Earn rewards for product
reviews and publications.**

Submit a publication at www.novusbio.com/publications

Submit a review at www.novusbio.com/reviews/destination/NBP1-77252



NBP1-77252

XBP1 Antibody - BSA Free

Product Information	
Unit Size	0.1 mg
Concentration	1 mg/ml
Storage	Store at 4C short term. Aliquot and store at -20C long term. Avoid freeze-thaw cycles.
Clonality	Polyclonal
Preservative	0.02% Sodium Azide
Isotype	IgG
Purity	Peptide affinity purified
Buffer	PBS

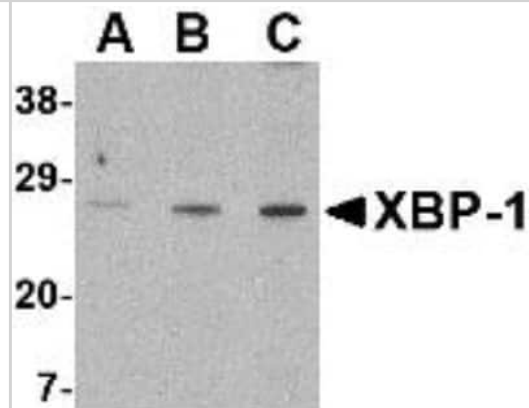
Product Description	
Host	Rabbit
Gene ID	7494
Gene Symbol	XBP1
Species	Human, Mouse, Rat
Reactivity Notes	Immunogen displays the following percentage of sequence identity for non-tested species: Bovine (83%)
Immunogen	Antibody was raised against a 17 amino acid synthetic peptide from near the carboxy terminus of human XBP-1. The immunogen is located within the last 50 amino acids of XBP-1. Amino Acid Squence: LPAWRSSQRSTQKDPVPY

Product Application Details	
Applications	Western Blot, ELISA, Immunocytochemistry/ Immunofluorescence
Recommended Dilutions	Western Blot 0.5-2 ug/ml, ELISA 1:100-1:2000, Immunocytochemistry/ Immunofluorescence 2 ug/ml

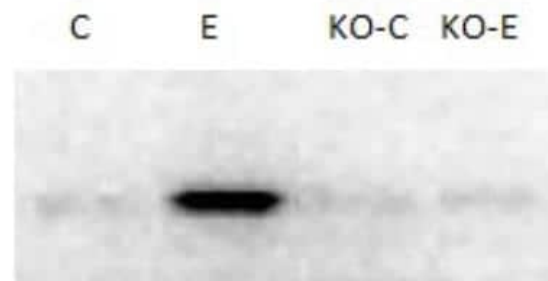


Images

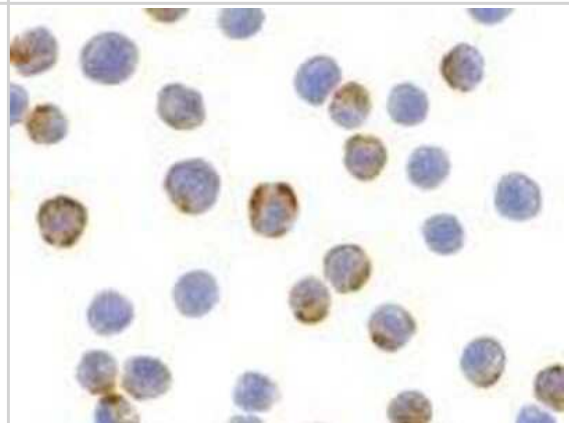
Western Blot: XBP1 Antibody [NBP1-77252] - PC-3 cell lysate with XBP-1 antibody at (A) 0.5, (B) 1 and (C) 2 ug/ml.



Western Blot: XBP1 Antibody [NBP1-77252] - Hepatic ALOX15KO inhibited alcohol-induced XBP1 up-regulation. Image from verified customer review.



Immunocytochemistry/Immunofluorescence: XBP1 Antibody [NBP1-77252] - HepG2 cells with XBP-1 antibody at 2 ug/ml.



Publications

Hao L, Sun Q, Zhong W et al. Mitochondria-targeted ubiquinone (MitoQ) enhances acetaldehyde clearance by reversing alcohol-induced posttranslational modification of aldehyde dehydrogenase 2: A molecular mechanism of protection against alcoholic liver disease *Redox Biol.* [PMID: 29156373] (WB)

Park Sh, Shin D, Lim Ss et al. Purple Perilla Extracts Alleviate ER Stress in Lipid-Laden Macrophages. *PLoS One.* 2014-10-22 [PMID: 25333946] (WB)



Novus Biologicals USA

10730 E. Briarwood Avenue
Centennial, CO 80112
USA
Phone: 303.730.1950
Toll Free: 1.888.506.6887
Fax: 303.730.1966
nb-customerservice@bio-techne.com

Bio-Techne Canada

21 Canmotor Ave
Toronto, ON M8Z 4E6
Canada
Phone: 905.827.6400
Toll Free: 855.668.8722
Fax: 905.827.6402
canada.inquires@bio-techne.com

Bio-Techne Ltd

19 Barton Lane
Abingdon Science Park
Abingdon, OX14 3NB, United Kingdom
Phone: (44) (0) 1235 529449
Free Phone: 0800 37 34 15
Fax: (44) (0) 1235 533420
info.EMEA@bio-techne.com

General Contact Information

www.novusbio.com
Technical Support: nb-technical@bio-techne.com
Orders: nb-customerservice@bio-techne.com
General: novus@novusbio.com

Products Related to NBP1-77252

NBP1-77252PEP	XBP1 Antibody Blocking Peptide
HAF008	Goat anti-Rabbit IgG Secondary Antibody [HRP]
NB7160	Goat anti-Rabbit IgG (H+L) Secondary Antibody [HRP]
NBP2-24891	Rabbit IgG Isotype Control

Limitations

This product is for research use only and is not approved for use in humans or in clinical diagnosis. Primary Antibodies are guaranteed for 1 year from date of receipt.

For more information on our 100% guarantee, please visit www.novusbio.com/guarantee

Earn gift cards/discounts by submitting a review: www.novusbio.com/reviews/submit/NBP1-77252

Earn gift cards/discounts by submitting a publication using this product:
www.novusbio.com/publications

