

# Product Datasheet

## LAMP-1/CD107a Antibody - BSA Free NBP1-77241

Unit Size: 0.1 mg

Store at 4C.

[www.novusbio.com](http://www.novusbio.com)



[technical@novusbio.com](mailto:technical@novusbio.com)

### Publications: 2

Protocols, Publications, Related Products, Reviews, Research Tools and Images at:  
[www.novusbio.com/NBP1-77241](http://www.novusbio.com/NBP1-77241)

Updated 10/23/2024 v.20.1

Earn rewards for product  
reviews and publications.

Submit a publication at [www.novusbio.com/publications](http://www.novusbio.com/publications)

Submit a review at [www.novusbio.com/reviews/destination/NBP1-77241](http://www.novusbio.com/reviews/destination/NBP1-77241)



**NBP1-77241**

LAMP-1/CD107a Antibody - BSA Free

Product Information	
Unit Size	0.1 mg
Concentration	1 mg/ml
Storage	Store at 4C.
Clonality	Polyclonal
Preservative	0.02% Sodium Azide
Isotype	IgG
Purity	Peptide affinity purified
Buffer	PBS
Target Molecular Weight	95 kDa

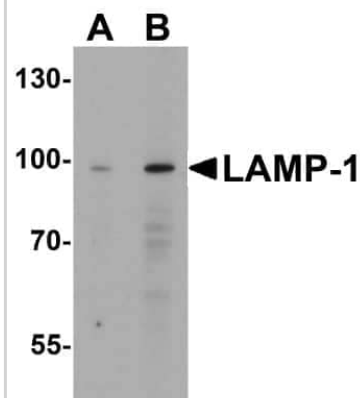
Product Description	
Description	Antibody can be stored at 4C up to one year. Antibodies should not be exposed to prolonged high temperatures.
Host	Rabbit
Gene ID	3916
Gene Symbol	LAMP1
Species	Human, Mouse, Rat
Marker	Late Endosome Marker
Specificity/Sensitivity	LAMP-1 antibody is predicted to not cross-react with LAMP-2. Due to extensive post-translational modification, LAMP-1 often migrates at higher than predicted molecular weight in SDS-PAGE.
Immunogen	Antibody was raised against a 15 amino acid synthetic peptide from near the center of human LAMP-1. The immunogen is located within amino acids 230 - 280 of LAMP-1. Amino Acid Sequence: NLTYERKDNTTVTRL

Product Application Details	
Applications	Western Blot, Immunohistochemistry-Paraffin, ELISA, Immunocytochemistry/Immunofluorescence, Immunohistochemistry, Immunohistochemistry-Frozen
Recommended Dilutions	Western Blot 1-2 ug/mL, ELISA 1:100-1:2000, Immunohistochemistry 2.5 ug/mL, Immunocytochemistry/ Immunofluorescence 20 ug/mL, Immunohistochemistry-Paraffin, Immunohistochemistry-Frozen
Application Notes	Use in IHC-Frozen reported in scientific literature (PMID: 29184147).

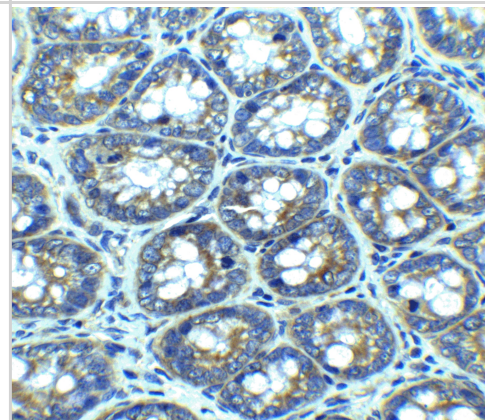


**Images**

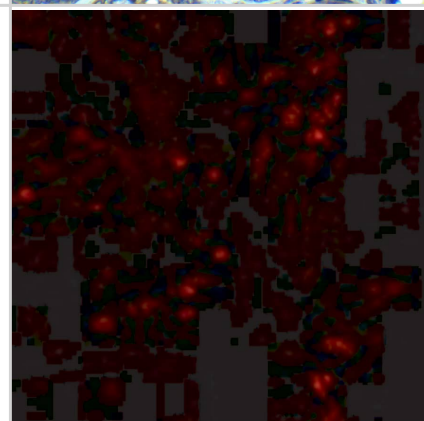
Western Blot: LAMP-1/CD107a Antibody [NBP1-77241] - Analysis of LAMP-1 in EL4 cell lysate with LAMP-1 antibody at (A) 1 and (B) 2 ug/mL.



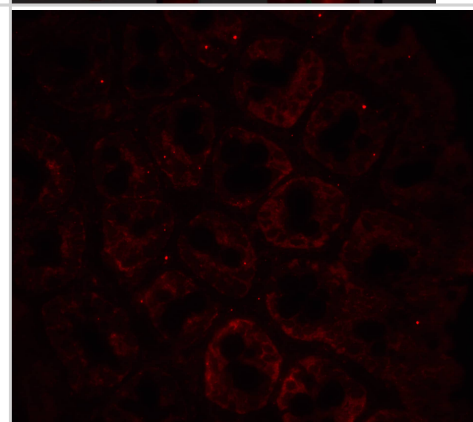
Immunohistochemistry: LAMP-1/CD107a Antibody - BSA Free [NBP1-77241] - Immunohistochemistry of LAMP-1/CD107a in rat colon tissue with LAMP-1/CD107a antibody at 2.5 ug/ml.



Immunocytochemistry/ Immunofluorescence: LAMP-1/CD107a Antibody - BSA Free [NBP1-77241] - Immunofluorescence of LAMP-1/CD107a in Human Colon cells with LAMP-1/CD107a antibody at 20 ug/mL.



Immunocytochemistry/ Immunofluorescence: LAMP-1/CD107a Antibody - BSA Free [NBP1-77241] - Immunofluorescence of LAMP-1/CD107a in rat colon tissue with LAMP-1/CD107a antibody at 20 ug/ml.



## Publications

Rachubik P, Rogacka D, Audzeyenka I et al. Role of lysosomes in insulin signaling and glucose uptake in cultured rat podocytes Biochemical and biophysical research communications 2023-09-06 [PMID: 37696068] (WB, ICC/IF, Rat)

Details:

WB Dilutions: 1:1000; ICC/IF Dilution: 1:100

Silva J, Biancardi M, Stach-Machado D et al. The origin of prostate gland-secreted IgA and IgG. Sci Rep. 2017-11-28 [PMID: 29184147] (IHC-Fr, Rat)





### **Novus Biologicals USA**

10730 E. Briarwood Avenue  
Centennial, CO 80112  
USA  
Phone: 303.730.1950  
Toll Free: 1.888.506.6887  
Fax: 303.730.1966  
nb-customerservice@bio-techne.com

### **Bio-Techne Canada**

21 Canmotor Ave  
Toronto, ON M8Z 4E6  
Canada  
Phone: 905.827.6400  
Toll Free: 855.668.8722  
Fax: 905.827.6402  
canada.inquires@bio-techne.com

### **Bio-Techne Ltd**

19 Barton Lane  
Abingdon Science Park  
Abingdon, OX14 3NB, United Kingdom  
Phone: (44) (0) 1235 529449  
Free Phone: 0800 37 34 15  
Fax: (44) (0) 1235 533420  
info.EMEA@bio-techne.com

### **General Contact Information**

www.novusbio.com  
Technical Support: nb-technical@bio-techne.com  
Orders: nb-customerservice@bio-techne.com  
General: novus@novusbio.com

### **Products Related to NBP1-77241**

---

NBP1-77241PEP	LAMP-1/CD107a Antibody Blocking Peptide
HAF008	Goat anti-Rabbit IgG Secondary Antibody [HRP]
NB7160	Goat anti-Rabbit IgG (H+L) Secondary Antibody [HRP]
NBP2-24891	Rabbit IgG Isotype Control

---

### **Limitations**

This product is for research use only and is not approved for use in humans or in clinical diagnosis. Primary Antibodies are guaranteed for 1 year from date of receipt.

For more information on our 100% guarantee, please visit [www.novusbio.com/guarantee](http://www.novusbio.com/guarantee)

Earn gift cards/discounts by submitting a review: [www.novusbio.com/reviews/submit/NBP1-77241](http://www.novusbio.com/reviews/submit/NBP1-77241)

Earn gift cards/discounts by submitting a publication using this product:  
[www.novusbio.com/publications](http://www.novusbio.com/publications)

