

Product Datasheet

IRAK4 Antibody - BSA Free

NBP1-77231

Unit Size: 0.1 mg

Store at 4C short term. Aliquot and store at -20C long term. Avoid freeze-thaw cycles.

www.novusbio.com



technical@novusbio.com

Protocols, Publications, Related Products, Reviews, Research Tools and Images at:
www.novusbio.com/NBP1-77231

Updated 9/9/2025 v.20.1

Earn rewards for product
reviews and publications.

Submit a publication at www.novusbio.com/publications

Submit a review at www.novusbio.com/reviews/destination/NBP1-77231



NBP1-77231

IRAK4 Antibody - BSA Free

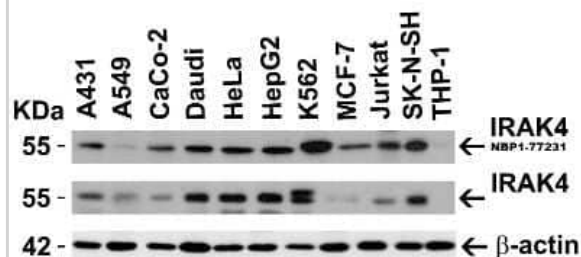
Product Information	
Unit Size	0.1 mg
Concentration	1 mg/ml
Storage	Store at 4C short term. Aliquot and store at -20C long term. Avoid freeze-thaw cycles.
Clonality	Polyclonal
Preservative	0.02% Sodium Azide
Isotype	IgG
Purity	Peptide affinity purified
Buffer	PBS
Target Molecular Weight	55 kDa

Product Description	
Description	Novus Biologicals Rabbit IRAK4 Antibody - BSA Free (NBP1-77231) is a polyclonal antibody validated for use in WB, ELISA and ICC/IF. All Novus Biologicals antibodies are covered by our 100% guarantee.
Host	Rabbit
Gene ID	51135
Gene Symbol	IRAK4
Species	Human
Reactivity Notes	Immunogen displays the following percentage of sequence identity for non-tested species: Bovine: (85%), Mouse: (85%)
Specificity/Sensitivity	IRAK-4 antibody is predicted to not cross-react with other members of the IRAK protein family.
Immunogen	Antibody was raised against a synthetic peptide corresponding to 13 amino acids near the carboxy terminus of human IRAK-4. The immunogen is located within the last 50 amino acids of IRAK-4. Amino Acid Squence: KKVQQLQEMTAS

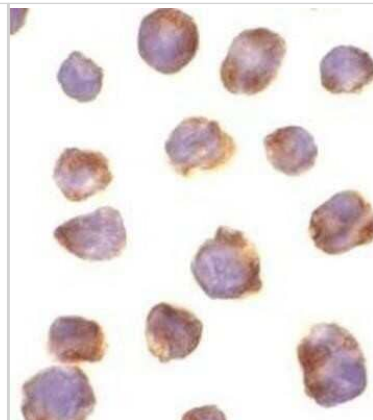
Product Application Details	
Applications	Western Blot, ELISA, Immunocytochemistry/ Immunofluorescence
Recommended Dilutions	Western Blot 1-4 ug/ml, ELISA 1:100-1:2000, Immunocytochemistry/ Immunofluorescence 10 ug/ml

Images

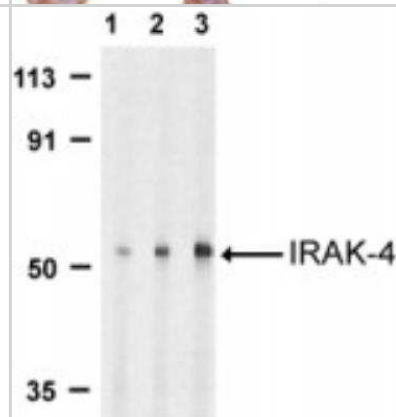
Western Blot: IRAK4 Antibody [NBP1-77231] - Independent Antibody Validation (IAV) via Protein Expression Profile in Cell Lines. Loading: 15 ug of lysates per lane. Antibodies: IRAK4-NBP1-77231 (1 ug/mL), IRAK4 (1 ug/mL), beta-actin (1.5 ug/mL), 1h incubation at RT in 5% NFDN/TBST. Secondary: Goat anti-rabbit IgG HRP conjugate at 1:10000 dilution.



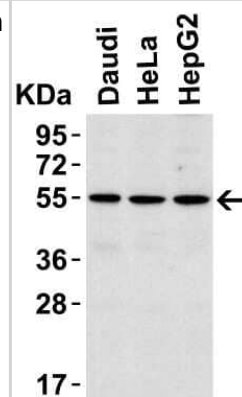
Immunocytochemistry/Immunofluorescence: IRAK4 Antibody [NBP1-77231] - Immunocytochemical staining of IRAK-4 protein in K562 cells using IRAK4 antibody at 10 ug/ml concentration and HRP conjugated secondary - DAB chromogen detection method.



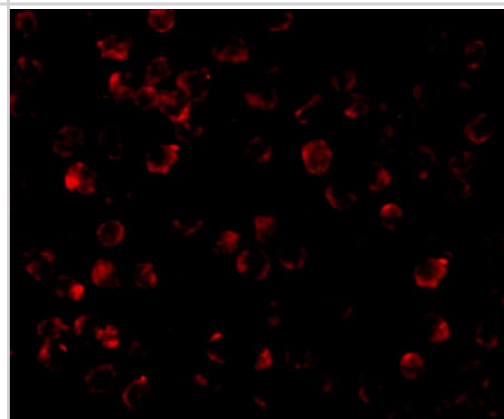
Western Blot: IRAK4 Antibody [NBP1-77231] - WB detection of IRAK4 protein in HeLa whole cell lysate using IRAK4 antibody using 1:1000 (lane 1), 1:500 (lane 2), and 1:250 (lane 3) dilutions respectively.



Western Blot: IRAK4 Antibody [NBP1-77231] - Western Blot Validation in Human Cell Lines. Loading: 15 ug/ of lysates per lane. Antibodies: IRAK4 NBP1-77231 (1 ug/mL), 1h incubation at RT in 5% NFDN/TBST. Secondary: Goat anti-rabbit IgG HRP conjugate at 1:10000 dilution.



Immunocytochemistry/ Immunofluorescence: IRAK4 Antibody - BSA Free [NBP1-77231] - Validation of IRAK4 in K562 Cells. Immunofluorescent analysis of 4% paraformaldehyde-fixed K562 Cells labeling IRAK4 with at 10 ug/mL, followed by goat anti-rabbit IgG secondary antibody at 1/500 dilution (red).





Novus Biologicals USA

10730 E. Briarwood Avenue
Centennial, CO 80112
USA
Phone: 303.730.1950
Toll Free: 1.888.506.6887
Fax: 303.730.1966
nb-customerservice@bio-techne.com

Bio-Techne Canada

21 Canmotor Ave
Toronto, ON M8Z 4E6
Canada
Phone: 905.827.6400
Toll Free: 855.668.8722
Fax: 905.827.6402
canada.inquires@bio-techne.com

Bio-Techne Ltd

19 Barton Lane
Abingdon Science Park
Abingdon, OX14 3NB, United Kingdom
Phone: (44) (0) 1235 529449
Free Phone: 0800 37 34 15
Fax: (44) (0) 1235 533420
info.EMEA@bio-techne.com

General Contact Information

www.novusbio.com
Technical Support: nb-technical@bio-techne.com
Orders: nb-customerservice@bio-techne.com
General: novus@novusbio.com

Products Related to NBP1-77231

NBP1-77231PEP	IRAK4 Antibody Blocking Peptide
NBP2-33376H	Blue Marker Antibody (6F4-F6) [HRP]
HAF008	Goat anti-Rabbit IgG Secondary Antibody [HRP]
NB7160	Goat anti-Rabbit IgG (H+L) Secondary Antibody [HRP]
NBP2-24891	Rabbit IgG Isotype Control

Limitations

This product is for research use only and is not approved for use in humans or in clinical diagnosis. Primary Antibodies are guaranteed for 1 year from date of receipt.

For more information on our 100% guarantee, please visit www.novusbio.com/guarantee

Earn gift cards/discounts by submitting a review: www.novusbio.com/reviews/submit/NBP1-77231

Earn gift cards/discounts by submitting a publication using this product:
www.novusbio.com/publications

