

Product Datasheet

TRAF-6 Antibody - BSA Free

NBP1-77230

Unit Size: 0.1 mg

Store at 4C short term. Aliquot and store at -20C long term. Avoid freeze-thaw cycles.

www.novusbio.com



technical@novusbio.com

Publications: 1

Protocols, Publications, Related Products, Reviews, Research Tools and Images at:
www.novusbio.com/NBP1-77230

Updated 9/9/2025 v.20.1

Earn rewards for product
reviews and publications.

Submit a publication at www.novusbio.com/publications

Submit a review at www.novusbio.com/reviews/destination/NBP1-77230



NBP1-77230

TRAF-6 Antibody - BSA Free

Product Information	
Unit Size	0.1 mg
Concentration	1 mg/ml
Storage	Store at 4C short term. Aliquot and store at -20C long term. Avoid freeze-thaw cycles.
Clonality	Polyclonal
Preservative	0.02% Sodium Azide
Isotype	IgG
Purity	Ion exchange chromatography
Buffer	PBS

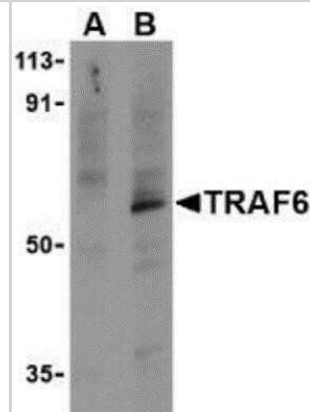
Product Description	
Description	Novus Biologicals Rabbit TRAF-6 Antibody - BSA Free (NBP1-77230) is a polyclonal antibody validated for use in WB, ELISA and ICC/IF. Anti-TRAF-6 Antibody: Cited in 1 publication. All Novus Biologicals antibodies are covered by our 100% guarantee.
Host	Rabbit
Gene ID	7189
Gene Symbol	TRAF6
Species	Human, Mouse, Rat
Reactivity Notes	Immunogen displays the following percentage of sequence identity for non-tested species: Bovine (86%).
Immunogen	Antibody was raised against a peptide corresponding to 14 amino acids near the C-terminus of human TRAF6. The immunogen is located within the last 50 amino acids of TRAF6. Amino Acid Sequence: RREGFQPRSTDAGV

Product Application Details	
Applications	Western Blot, ELISA, Immunocytochemistry/ Immunofluorescence
Recommended Dilutions	Western Blot 1 ug/ml, ELISA 1:100-1:2000, Immunocytochemistry/ Immunofluorescence 10-20 ug/mL

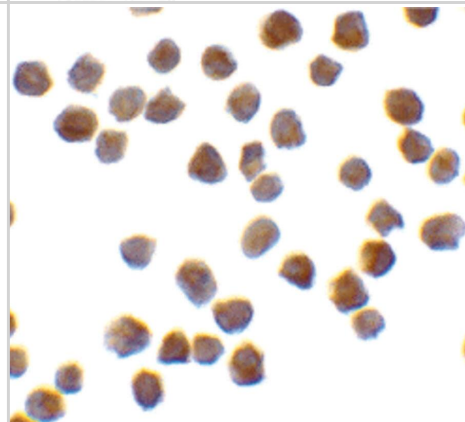


Images

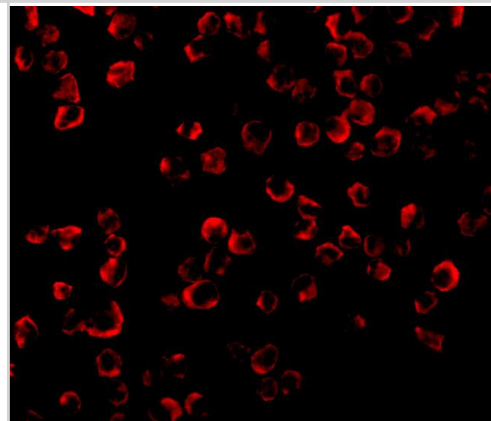
Western Blot: TRAF-6 Antibody [NBP1-77230] - PC-3 cell lysates with TRAF-6 antibody at 1 ug/ml in the presence (A) or absence (B) of 1 ug blocking peptide.



Immunocytochemistry/ Immunofluorescence: TRAF-6 Antibody - BSA Free [NBP1-77230] - Immunocytochemistry of TRAF-6 in K562 cells with TRAF-6 antibody at 0.5 u/mL.



Immunocytochemistry/ Immunofluorescence: TRAF-6 Antibody - BSA Free [NBP1-77230] - Immunofluorescence of TRAF-6 in K562 cells with TRAF-6 antibody at 20 ug/mL.



Publications

Doyon P, Servant MJ. Tumor necrosis factor receptor-associated factor-6 and ribosomal S6 kinase intracellular pathways link the angiotensin II AT1 receptor to the phosphorylation and activation of the I κ B kinase complex in vascular smooth muscle cells. *J Biol Chem*. 2010-10-01 [PMID: 20659889]

Details:

TRAF6 (IMG-5654-2). WB: Low passage primary rat aortic VSMCs siRNA or non-specific TRAF6 transfected cell line, Fig 3B. Note: TRAF6 (IMG-5654-2) was siRNA validated by WB in siRNA TRAF6 transfected VSMC cell line, Fig 3B.



Novus Biologicals USA

10730 E. Briarwood Avenue
Centennial, CO 80112
USA
Phone: 303.730.1950
Toll Free: 1.888.506.6887
Fax: 303.730.1966
nb-customerservice@bio-techne.com

Bio-Techne Canada

21 Canmotor Ave
Toronto, ON M8Z 4E6
Canada
Phone: 905.827.6400
Toll Free: 855.668.8722
Fax: 905.827.6402
canada.inquires@bio-techne.com

Bio-Techne Ltd

19 Barton Lane
Abingdon Science Park
Abingdon, OX14 3NB, United Kingdom
Phone: (44) (0) 1235 529449
Free Phone: 0800 37 34 15
Fax: (44) (0) 1235 533420
info.EMEA@bio-techne.com

General Contact Information

www.novusbio.com
Technical Support: nb-technical@bio-techne.com
Orders: nb-customerservice@bio-techne.com
General: novus@novusbio.com

Products Related to NBP1-77230

NBP1-77230PEP	TRAF-6 Antibody Blocking Peptide
NBP2-33376H	Blue Marker Antibody (6F4-F6) [HRP]
HAF008	Goat anti-Rabbit IgG Secondary Antibody [HRP]
NB7160	Goat anti-Rabbit IgG (H+L) Secondary Antibody [HRP]
NBP2-24891	Rabbit IgG Isotype Control

Limitations

This product is for research use only and is not approved for use in humans or in clinical diagnosis. Primary Antibodies are guaranteed for 1 year from date of receipt.

For more information on our 100% guarantee, please visit www.novusbio.com/guarantee

Earn gift cards/discounts by submitting a review: www.novusbio.com/reviews/submit/NBP1-77230

Earn gift cards/discounts by submitting a publication using this product:
www.novusbio.com/publications

