

Product Datasheet

Caspase 5 Antibody - BSA Free NBP1-77209

Unit Size: 0.1 mg

Store at 4C short term. Aliquot and store at -20C long term. Avoid freeze-thaw cycles.

www.novusbio.com



technical@novusbio.com

Publications: 4

Protocols, Publications, Related Products, Reviews, Research Tools and Images at:
www.novusbio.com/NBP1-77209

Updated 3/4/2026 v.20.1

Earn rewards for product
reviews and publications.

Submit a publication at www.novusbio.com/publications

Submit a review at www.novusbio.com/reviews/destination/NBP1-77209



NBP1-77209

Caspase 5 Antibody - BSA Free

Product Information	
Unit Size	0.1 mg
Concentration	1 mg/ml
Storage	Store at 4C short term. Aliquot and store at -20C long term. Avoid freeze-thaw cycles.
Clonality	Polyclonal
Preservative	0.02% Sodium Azide
Isotype	IgG
Purity	Peptide affinity purified
Buffer	PBS

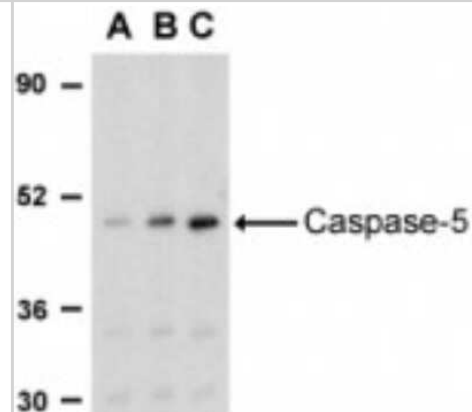
Product Description	
Host	Rabbit
Gene ID	838
Gene Symbol	CASP5
Species	Human, Mouse
Specificity/Sensitivity	Depending on cell lines or tissues used, other cleavage products may be observed.
Immunogen	Antibody was raised against a 14 amino acid synthetic peptide from the center of human Caspase-5. The immunogen is located within amino acids 170 - 220 of Caspase-5. Amino Acid Sequence: YPIKKREDRRRLAL

Product Application Details	
Applications	Western Blot, ELISA, Immunocytochemistry/ Immunofluorescence, Immunohistochemistry
Recommended Dilutions	Western Blot 0.5-2 ug/ml, ELISA 1:100-1:2000, Immunohistochemistry, Immunocytochemistry/ Immunofluorescence 2 ug/ml
Application Notes	Use in IHC reported in scientific literature (PMID: 26225631).

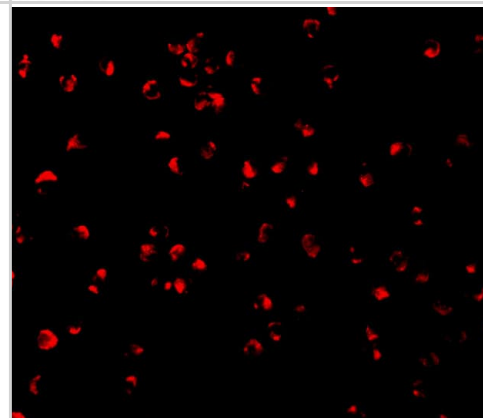


Images


Western Blot: Caspase 5 Antibody [NBP1-77209] - Analysis of Caspase 5 in Ramos cells with anti-Caspase 5 (IN) using NBP1-77209 at (A) 0.5, (B) 1, and (C) 2 ug/ml.



Immunocytochemistry/ Immunofluorescence: Caspase 5 Antibody - BSA Free [NBP1-77209] - Immunofluorescence of Caspase 5 in P815 cells with Caspase 5 antibody at 2 u/mL.



Immunocytochemistry/ Immunofluorescence: Caspase 5 Antibody - BSA Free [NBP1-77209] - Immunocytochemistry of caspase-5 in P815 cells with caspase-5 antibody at 2 ug/mL.



Publications

Wang X, Ni J, You Y Et al. SNX10-mediated LPS sensing causes intestinal barrier dysfunction via a caspase-5-dependent signaling cascade *The EMBO journal* 2021-11-08 [PMID: 34747049]

Goos H, Fogarty CL, Sahu B et al. Gain-of-function CEBPE mutation causes non-canonical autoinflammatory inflammasomopathy *J Allergy Clin Immunol.* 2019-06-12 [PMID: 31201888] (WB, Human)

Bian F, Pelegriano FS, Henriksson JT et al. Differential Effects of Dexamethasone and Doxycycline on Inflammation and MMP Production in Murine Alkali-Burned Corneas Associated with Dry Eye. *Ocul Surf* 2016-04-01 [PMID: 26772899]

Bian F, Pelegriano FS, Pflugfelder SC et al. Desiccating Stress-Induced MMP Production and Activity Worsens Wound Healing in Alkali-Burned Corneas. *Invest Ophthalmol Vis Sci* 2015-07-01 [PMID: 26225631] (IF/IHC)



Novus Biologicals USA

10730 E. Briarwood Avenue
Centennial, CO 80112
USA
Phone: 303.730.1950
Toll Free: 1.888.506.6887
Fax: 303.730.1966
nb-customerservice@bio-techne.com

Bio-Techne Canada

21 Canmotor Ave
Toronto, ON M8Z 4E6
Canada
Phone: 905.827.6400
Toll Free: 855.668.8722
Fax: 905.827.6402
canada.inquires@bio-techne.com

Bio-Techne Ltd

19 Barton Lane
Abingdon Science Park
Abingdon, OX14 3NB, United Kingdom
Phone: (44) (0) 1235 529449
Free Phone: 0800 37 34 15
Fax: (44) (0) 1235 533420
info.EMEA@bio-techne.com

General Contact Information

www.novusbio.com
Technical Support: nb-technical@bio-techne.com
Orders: nb-customerservice@bio-techne.com
General: novus@novusbio.com

Products Related to NBP1-77209

NBP3-11853	Jurkat Staurosporine Treated / Untreated Cell Lysate
NBP1-77209PEP	Caspase 5 Antibody Blocking Peptide
HAF008	Goat anti-Rabbit IgG Secondary Antibody [HRP]
NB7160	Goat anti-Rabbit IgG (H+L) Secondary Antibody [HRP]
NBP2-24891	Rabbit IgG Isotype Control

Limitations

This product is for research use only and is not approved for use in humans or in clinical diagnosis. Primary Antibodies are guaranteed for 1 year from date of receipt.

For more information on our 100% guarantee, please visit www.novusbio.com/guarantee

Earn gift cards/discounts by submitting a review: www.novusbio.com/reviews/submit/NBP1-77209

Earn gift cards/discounts by submitting a publication using this product:
www.novusbio.com/publications

