

# Product Datasheet

## DAD1 Antibody - BSA Free NBP1-77197

Unit Size: 0.1 mg

Store at 4C short term. Aliquot and store at -20C long term. Avoid freeze-thaw cycles.

[www.novusbio.com](http://www.novusbio.com)



[technical@novusbio.com](mailto:technical@novusbio.com)

### Publications: 1

Protocols, Publications, Related Products, Reviews, Research Tools and Images at:  
[www.novusbio.com/NBP1-77197](http://www.novusbio.com/NBP1-77197)

Updated 9/9/2025 v.20.1

Earn rewards for product  
reviews and publications.

Submit a publication at [www.novusbio.com/publications](http://www.novusbio.com/publications)

Submit a review at [www.novusbio.com/reviews/destination/NBP1-77197](http://www.novusbio.com/reviews/destination/NBP1-77197)



**NBP1-77197**

DAD1 Antibody - BSA Free

Product Information	
Unit Size	0.1 mg
Concentration	1 mg/ml
Storage	Store at 4C short term. Aliquot and store at -20C long term. Avoid freeze-thaw cycles.
Clonality	Polyclonal
Preservative	0.02% Sodium Azide
Isotype	IgG
Purity	Peptide affinity purified
Buffer	PBS

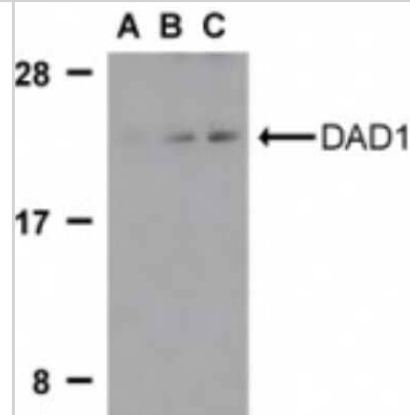
Product Description	
Description	Novus Biologicals Rabbit DAD1 Antibody - BSA Free (NBP1-77197) is a polyclonal antibody validated for use in WB, ELISA and ICC/IF. Anti-DAD1 Antibody: Cited in 1 publication. All Novus Biologicals antibodies are covered by our 100% guarantee.
Host	Rabbit
Gene ID	1603
Gene Symbol	DAD1
Species	Human, Mouse
Reactivity Notes	Immunogen displays the following percentage of sequence identity for non-tested species: Chicken (85%).
Immunogen	Antibody was raised against a peptide corresponding to 14 amino acids near the C-terminus of human DAD1. The immunogen is located within the last 50 amino acids of DAD1. Amino Acid Sequence: CLR IQINPQNKAD

Product Application Details	
Applications	Western Blot, ELISA, Immunocytochemistry/ Immunofluorescence
Recommended Dilutions	Western Blot 0.5-2 ug/ml, ELISA 1:100-1:2000, Immunocytochemistry/ Immunofluorescence 10 ug/ml
Application Notes	Despite its predicted molecular weight, DAD1 migrates at ~22 kDa in SDS-PAGE.

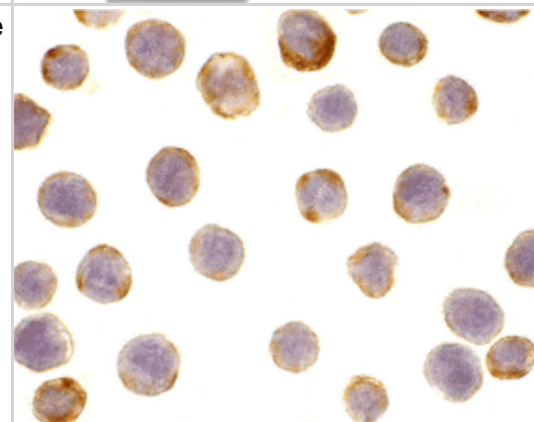


## Images

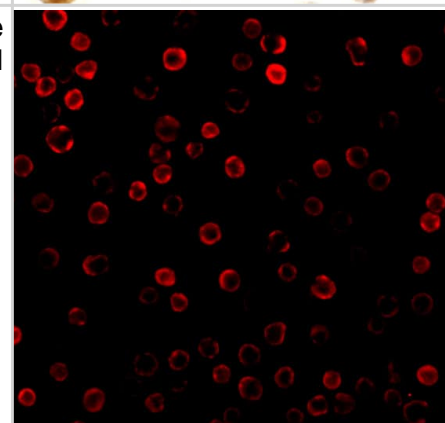
Western Blot: DAD1 Antibody [NBP1-77197] - Analysis of DAD1 in HepG2 cell lysates with anti-DAD1 using this antibody at (A) 0.5, (B) 1, and (C) 2 ug/ml.



Immunocytochemistry/ Immunofluorescence: DAD1 Antibody - BSA Free [NBP1-77197] - Immunocytochemistry of DAD1 in HepG2 cells with DAD1 antibody at 10 ug/mL.



Immunocytochemistry/ Immunofluorescence: DAD1 Antibody - BSA Free [NBP1-77197] - Immunofluorescence of DAD1 in HepG2 cells with DAD1 antibody at 10 ug/mL.



## Publications

Schnormeier AK, Pommerenke C, Kaufmann M et al. Genomic deregulation of PRMT5 supports growth and stress tolerance in chronic lymphocytic leukemia Sci Rep 2020-06-17 [PMID: 32555249] (WB, Human)



### **Novus Biologicals USA**

10730 E. Briarwood Avenue  
Centennial, CO 80112  
USA  
Phone: 303.730.1950  
Toll Free: 1.888.506.6887  
Fax: 303.730.1966  
nb-customerservice@bio-techne.com

### **Bio-Techne Canada**

21 Canmotor Ave  
Toronto, ON M8Z 4E6  
Canada  
Phone: 905.827.6400  
Toll Free: 855.668.8722  
Fax: 905.827.6402  
canada.inquires@bio-techne.com

### **Bio-Techne Ltd**

19 Barton Lane  
Abingdon Science Park  
Abingdon, OX14 3NB, United Kingdom  
Phone: (44) (0) 1235 529449  
Free Phone: 0800 37 34 15  
Fax: (44) (0) 1235 533420  
info.EMEA@bio-techne.com

### **General Contact Information**

www.novusbio.com  
Technical Support: nb-technical@bio-techne.com  
Orders: nb-customerservice@bio-techne.com  
General: novus@novusbio.com

### **Products Related to NBP1-77197**

---

NBP1-77197PEP	DAD1 Antibody Blocking Peptide
NBP2-33376H	Blue Marker Antibody (6F4-F6) [HRP]
HAF008	Goat anti-Rabbit IgG Secondary Antibody [HRP]
NB7160	Goat anti-Rabbit IgG (H+L) Secondary Antibody [HRP]
NBP2-24891	Rabbit IgG Isotype Control

---

### **Limitations**

This product is for research use only and is not approved for use in humans or in clinical diagnosis. Primary Antibodies are guaranteed for 1 year from date of receipt.

For more information on our 100% guarantee, please visit [www.novusbio.com/guarantee](http://www.novusbio.com/guarantee)

Earn gift cards/discounts by submitting a review: [www.novusbio.com/reviews/submit/NBP1-77197](http://www.novusbio.com/reviews/submit/NBP1-77197)

Earn gift cards/discounts by submitting a publication using this product:  
[www.novusbio.com/publications](http://www.novusbio.com/publications)

