

Product Datasheet

Breast carcinoma amplified sequence 3 Antibody - BSA Free NBP1-77125

Unit Size: 0.1 mg

Store at 4C short term. Aliquot and store at -20C long term. Avoid freeze-thaw cycles.

www.novusbio.com



technical@novusbio.com

Protocols, Publications, Related Products, Reviews, Research Tools and Images at:
www.novusbio.com/NBP1-77125

Updated 3/4/2026 v.20.1

Earn rewards for product
reviews and publications.

Submit a publication at www.novusbio.com/publications

Submit a review at www.novusbio.com/reviews/destination/NBP1-77125



NBP1-77125

Breast carcinoma amplified sequence 3 Antibody - BSA Free

Product Information	
Unit Size	0.1 mg
Concentration	1 mg/ml
Storage	Store at 4C short term. Aliquot and store at -20C long term. Avoid freeze-thaw cycles.
Clonality	Polyclonal
Preservative	0.02% Sodium Azide
Isotype	IgG
Purity	Peptide affinity purified
Buffer	PBS

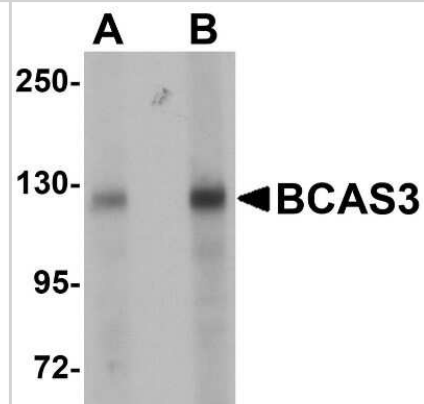
Product Description	
Host	Rabbit
Gene ID	54828
Gene Symbol	BCAS3
Species	Human, Mouse, Rat
Immunogen	Antibody was raised against an 18 amino acid synthetic peptide near the amino terminus of human BCAS3. The immunogen is located within amino acids 50 - 100 of BCAS3. Amino Acid Sequence: FENADLNDTSRNLEFHEI

Product Application Details	
Applications	Western Blot, Immunohistochemistry-Paraffin, ELISA, Immunocytochemistry/ Immunofluorescence, Immunohistochemistry
Recommended Dilutions	Western Blot 0.5-1 ug/ml, ELISA 1:100-1:2000, Immunohistochemistry 5 ug/ml, Immunocytochemistry/ Immunofluorescence 20 ug/ml, Immunohistochemistry-Paraffin 5 ug/ml

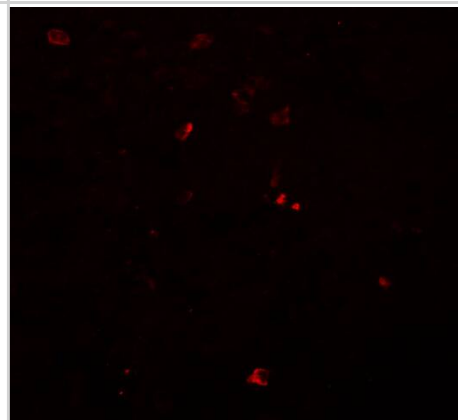


Images

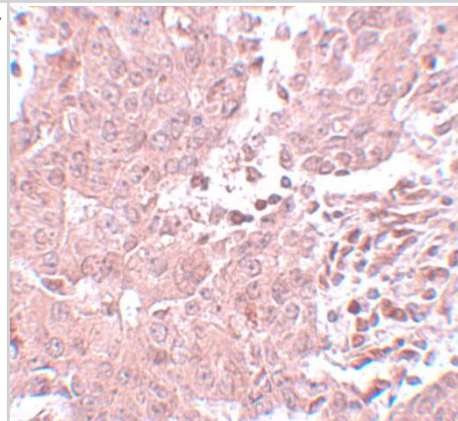
Western Blot: Breast carcinoma amplified sequence 3 Antibody [NBP1-77125] - Rat brain tissue lysate with BCAS3 antibody at (A) 0.5 and (B) 1 ug/ml.



Immunocytochemistry/ Immunofluorescence: Breast carcinoma amplified sequence 3 Antibody - BSA Free [NBP1-77125] - Immunofluorescence of Breast carcinoma amplified sequence 3 in human breast carcinoma tissue with Breast carcinoma amplified sequence 3 antibody at 20 u/mL.



Immunohistochemistry: Breast carcinoma amplified sequence 3 Antibody - BSA Free [NBP1-77125] - Immunohistochemistry of Breast carcinoma amplified sequence 3 in human breast carcinoma with Breast carcinoma amplified sequence 3 antibody at 5 ug/mL.





Novus Biologicals USA

10730 E. Briarwood Avenue
Centennial, CO 80112
USA
Phone: 303.730.1950
Toll Free: 1.888.506.6887
Fax: 303.730.1966
nb-customerservice@bio-techne.com

Bio-Techne Canada

21 Canmotor Ave
Toronto, ON M8Z 4E6
Canada
Phone: 905.827.6400
Toll Free: 855.668.8722
Fax: 905.827.6402
canada.inquires@bio-techne.com

Bio-Techne Ltd

19 Barton Lane
Abingdon Science Park
Abingdon, OX14 3NB, United Kingdom
Phone: (44) (0) 1235 529449
Free Phone: 0800 37 34 15
Fax: (44) (0) 1235 533420
info.EMEA@bio-techne.com

General Contact Information

www.novusbio.com
Technical Support: nb-technical@bio-techne.com
Orders: nb-customerservice@bio-techne.com
General: novus@novusbio.com

Products Related to NBP1-77125

NBP1-77125PEP	Breast carcinoma amplified sequence 3 Antibody Blocking Peptide
HAF008	Goat anti-Rabbit IgG Secondary Antibody [HRP]
NB7160	Goat anti-Rabbit IgG (H+L) Secondary Antibody [HRP]
NBP2-24891	Rabbit IgG Isotype Control

Limitations

This product is for research use only and is not approved for use in humans or in clinical diagnosis. Primary Antibodies are guaranteed for 1 year from date of receipt.

For more information on our 100% guarantee, please visit www.novusbio.com/guarantee

Earn gift cards/discounts by submitting a review: www.novusbio.com/reviews/submit/NBP1-77125

Earn gift cards/discounts by submitting a publication using this product:
www.novusbio.com/publications

